

2023-2024

FIRST DESTINATION STUDY



93%

of baccalaureate
graduates are
***employed or continuing
education***

86%
knowledge rate



BRADLEY University

Smith Career Center

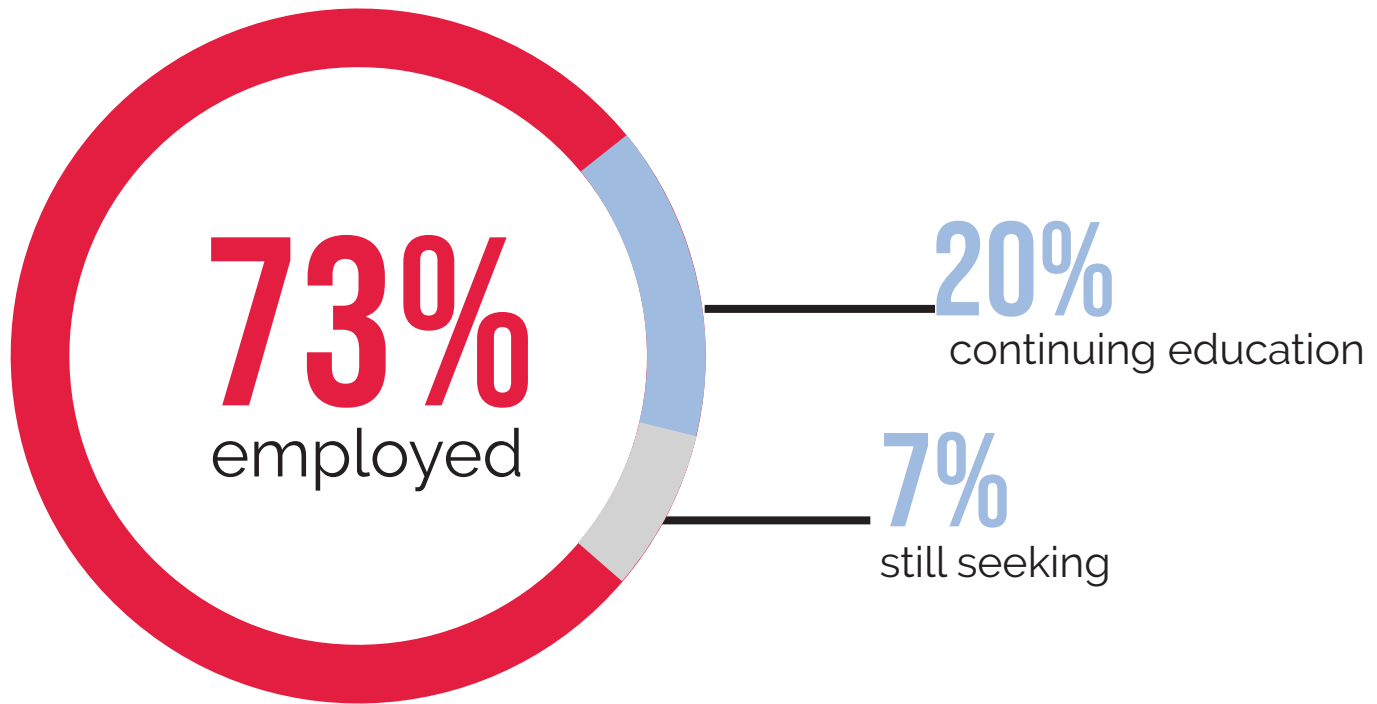
Springer Center for Internships

JEAN BERRY-Administrative Support
RACHEL COPELAND-Assistant Director
ANAIHAH DAVIS-Peer Advisor
KIM DUNN-Associate Director
SCOTT ESTES, Ed.D.-Career Advisor
HALLIE FEDOROWICZ-Graphic Designer
KEN HARDING-Director of Employer Testing
LISA HINTHORN-Administrative Support

DAVE KOKANDY-Assistant Director
SARAH PETERS- Assistant Director,
Springer Center for Internships
DAVID SCHWARTZ-Director,
Springer Center for Internships
RICK SMITH, Ph.D.-Executive Director
ANNALIES WETTSTEIN-Student Assistant

2023-2024

BACCALAUREATE GRADUATES



964 baccalaureate graduates *knowledge of 826*

40% registered *internships*

93% used the services of *Smith Career Center*

414 EMPLOYERS
hired our '23-'24
baccalaureate
graduates

across **32** states

and **5** countries

2023-2024

MASTERS & DOCTORAL GRADUATES



99%

1%

Graduates with data. Due to rounding, the % Career Outcomes does not always equal 100%

\$33,280-\$156,000
salary offers range
9%
salaries reported

**GRADUATE
SCHOOL**

311 EMPLOYERS
hired our '23-'24
masters & doctoral
graduates

across **39** states

- Career Outcome Rate
- Knowledge Rate
- Employed
- Continuing Education
- Still Seeking

2023-2024 BACCALAUREATE GRADUATES

FOSTER COLLEGE OF BUSINESS



Foster College of Business undergraduates reported accepting employment offers to work at 67 different companies. The 2023-2024 class was very engaged with the Smith Career Center - 95% of Foster College bachelor's degree recipients used our services during their time at Bradley. Top employers of Foster College graduates included Caterpillar Inc.; Deloitte; Echo Global Logistics; Enterprise Mobility; Gartner, Inc; Plante Moran; R&M Consulting; RSM US LLP; ULINE; W.W. Grainger, Inc; and Weber Inc.. *Dave Kokandy, Career Advisor*

\$35,360-\$94,248
salary offers range
56%
salaries reported

SLANE COLLEGE OF COMMUNICATIONS & FINE ARTS



The 89% career outcomes rate remains above the 5 and 10 year average for CFA. Notable employers include: ESPN, KFLO Entertainment, Inc., Bradley University, and FleishmanHillard. Communication and Fine Art students increased their engagement with the SCC by 3% for an engagement rate of 92%. *Kim Dunn, Career Advisor*

\$29,120-\$82,500
salary offers range
21%
salaries reported

COLLEGE OF EDUCATION & HEALTH SCIENCES



In spite of the significant impact that the pandemic continues to have on education, the outcomes for The College of Education and Health Sciences have not only rebounded to match historical trends, they have exceeded expectations resulting in 99% career outcomes for 2024-2025 - the highest percentage in the last ten years. The majors of Nursing, Kinesiology and Health Sciences, and Elementary Education/ESL endorsement continue as the areas with the highest student populations in the college; however, our college continues to see students take a wide variety of internships and jobs over forty-six locations around the country with employers such as OSF Healthcare, Carle Health, Advocate Health, Peoria Public Schools, Northwestern Hospital, and many more. *Scott Estes, Career Advisor*

\$35,000-\$99,840
salary offers range
52%
salaries reported

- Career Outcome Rate
- Knowledge Rate
- Employed
- Continuing Education
- Still Seeking

2023-2024 BACCALAUREATE GRADUATES

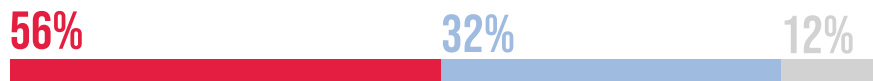
CATERPILLAR COLLEGE OF ENGINEERING & TECHNOLOGY



Information was obtained from 96% of the undergraduate class (169 graduates, 162 respondents), resulting in a 96% career outcome rate: 91% are employed, and 5% are pursuing graduate school. This 96% surpasses the five and ten-year averages of 94%. Engineering graduates continued to report salary data more consistently than the other colleges, 81%, up 4% from the previous year. Salaries met or exceeded the national averages reported by NACE. Graduates are working at 101 different organizations across 16 states. Notable employers include Caterpillar (24), Northrop Grumman (7), Milwaukee Tool (5), Komatsu America Corp. (4), and IMEG (3). Graduates continuing their education have enrolled at Bradley University (3) and one each at Purdue, Pennsylvania State University, Colorado, Illinois, and Michigan. Additionally, 97% of the graduating class actively engaged with the Smith Career Center through appointments, fairs, workshops, and employer-related information sessions. *Rick Smith, Ph.D., Career Advisor*

\$52,000-\$125,000 salary offers range
81% salaries reported

COLLEGE OF LIBERAL ARTS & SCIENCES



The College of Liberal Arts and Sciences produces the most graduates (288) among each baccalaureate class. More than half of the 2023-2024 graduates directly entered the workforce while the 72 graduates attending graduate school are the highest among Bradley's colleges. OSF and Caterpillar were the two most common employers for LAS graduates. Some other employers are Americorps, Deloitte, Glen Ellyn Park District, Epic Systems, the Illinois Legislature, Ferrara Candy, Thermo Fisher Scientific, and the Washington DC Metro Police. Some graduate school destinations include: Illinois, Indiana, Iowa, Notre Dame, Penn, Purdue, Washington (St Louis), and Wisconsin. Cortlin Presly became the LAS Career Advisor in January 2025. *Ken Harding, Smith Career Center*

\$29,640-\$106,000 salary offers range
34% salaries reported

TURNER SCHOOL OF ENTREPRENEURSHIP & INNOVATION



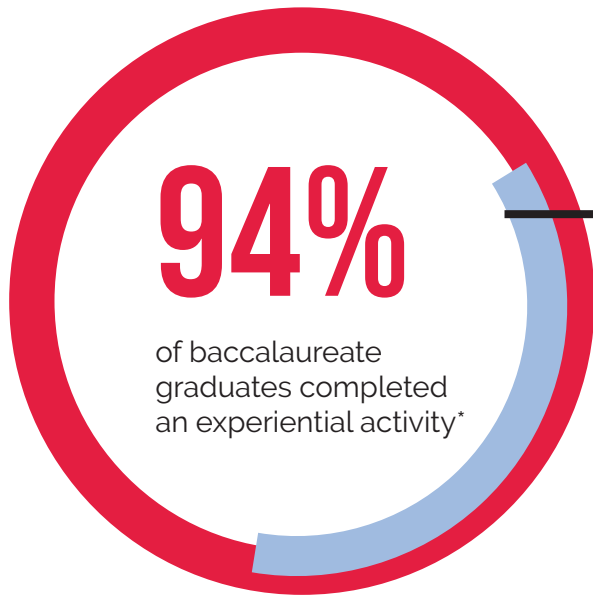
This is the third year for reporting results from the Turner School of Entrepreneurship and Innovation. With a small number of graduates, year to year results are highly variable. *Ken Harding, Smith Career Center*

- salary offers range
- salaries reported

- Career Outcome Rate
- Knowledge Rate
- Employed
- Continuing Education
- Still Seeking

2023-2024 BACCALAUREATE GRADUATES

EXPERIENTIAL ACTIVITIES & REGISTERED INTERNSHIPS

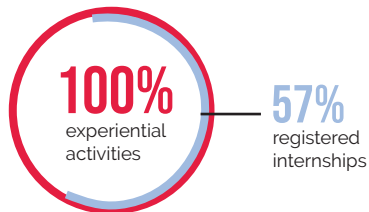


40%

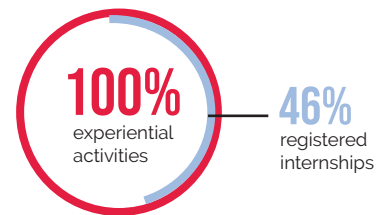
of baccalaureate graduates **registered an internship**, integrating classroom theory with approved career related work experience.

BY COLLEGE

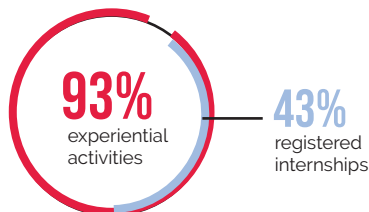
**FOSTER
COLLEGE
OF BUSINESS**



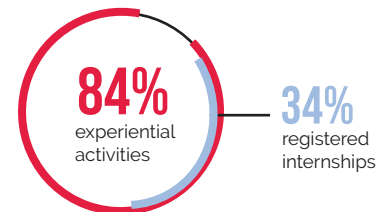
**CATERPILLAR
COLLEGE OF
ENGINEERING &
TECHNOLOGY**



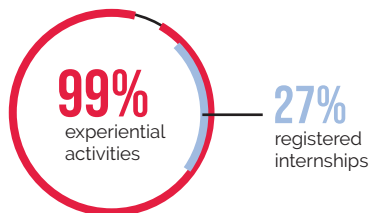
**SLANE
COLLEGE OF
COMMUNICATIONS
& FINE ARTS**



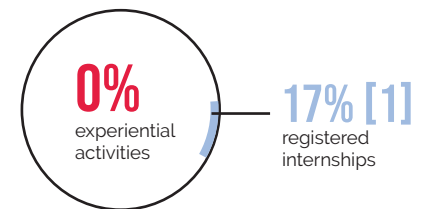
**COLLEGE OF
LIBERAL ARTS
& SCIENCES**



**COLLEGE OF
EDUCATION &
HEALTH SCIENCES**



**TURNER SCHOOL OF
ENTREPRENEURSHIP
& INNOVATION**



*Experiential Activities include registered internships and co-ops, practica, faculty-lead research, capstone projects, service-learning and study abroad. Individual Experiential Activities completion status was provided by the Office of Institutional Effectiveness. Four baccalaureate graduates in this class did not demonstrate experiential activity: one matriculated before the Experiential Learning requirement was enacted, and three were exempt as transfer students covered by the Illinois Articulation Initiative.

TABLE OF CONTENTS

EXECUTIVE SUMMARY	2
BACCALAUREATE DEGREE CAREER OUTCOMES 2023-2024	4
BACCALAUREATE DEGREE CAREER OUTCOMES 2015-2024	5
BACCALAUREATE AVERAGE OUTCOMES RATES BY COLLEGE	5
BACCALAUREATE CAREER OUTCOMES BY MAJOR	6
Business	6
Communications & Fine Arts	7
Education & Health Sciences.....	8
Engineering & Technology.....	9
Liberal Arts & Sciences	10
Entrepreneurship & Innovation.....	12
GRADUATE PROGRAMS CAREER OUTCOMES 2023-2024.....	13
GRADUATE PROGRAMS CAREER OUTCOMES 2015-2024.....	13
GRADUATE PROGRAMS CAREER OUTCOMES BY MAJOR 2023-2024.....	14
SALARY OFFERS 2023-2024.....	16
Business	16
Communications & Fine Arts	17
Education & Health Sciences.....	18
Engineering & Technology.....	19
Liberal Arts & Sciences	20
Entrepreneurship & Innovation.....	22
Graduate Programs.....	23
BACCALAUREATE DEGREE CAREER OUTCOMES BY ETHNICITY & GENDER 2023-2024	25
GRADUATE PROGRAM CAREER OUTCOMES BY ETHNICITY & GENDER 2023-2024.....	26
EMPLOYMENT HIGHLIGHTS OF BACCALAUREATE GRADUATES.....	27
TOP EMPLOYERS OF 2023-2024.....	28
Baccalaureate Degree Recipients.....	28
Graduate Degree Recipients	28
TOP EMPLOYERS BY COLLEGE and GRADUATE PROGRAMS	29
REGISTERED INTERNSHIPS OF BACCALAUREATE GRADUATES	36
EMPLOYERS OF BACCALAUREATE GRADUATE REGISTERED INTERNS.....	36
REGISTERED INTERNSHIPS TOP EMPLOYERS BY COLLEGE.....	39
COLLEGES AND UNIVERSITIES OF ALL GRADUATES CONTINUING EDUCATION	40

EXECUTIVE SUMMARY

New This Year

Bradley University recently reorganized graduate education, eliminating the Graduate School and aligning them with their respective colleges. In this report, we reorganized the reporting of graduate outcomes and salary information to reflect this.

Internships and Experiential Learning

The First Destination Study has traditionally reported on the internship and experiential learning history of each graduating class. Since the 2022 First Destination Study, the percentage of students completing a Registered Internship is reported along with the percentage of students completing an Experiential Learning activity. Registered internships are approved by representatives of each College and require students to enroll in a co-op/internship course, which integrates classroom theory with career-related work experience. New first year students admitted in fall 2020 had Experiential Learning included as a Core Practice of the Bradley University Core Curriculum. This graduating class of 2024 had a large number of these students.

Scope and Methodology

This report includes data about the August 2023, December 2023, and May 2024 Bradley University baccalaureate and graduate degree recipients. The study utilizes data from 86% of all baccalaureate degree recipients and 93% of all advanced degree recipients. Data were collected from students via graduation fair surveys, online surveys, telephone/email/text solicitations, alumni records, social media research, and input from faculty, staff, and employers. Data collection concluded December 31, 2024.

Career Outcomes and Knowledge Rate

The Bradley University career outcomes rate for the 2023-2024 baccalaureate graduating class is 93%, which is slightly above the five-year average (91%). The graduating class experienced the COVID-19 Pandemic, which continues to influence outcomes and averages.

The career outcomes rate is calculated by dividing the number of students who are employed or continuing their education by the total number of students about whom we have information. We successfully contacted, surveyed, and/or researched 964 of our baccalaureate graduates, which resulted in an 86% knowledge rate. The term “knowledge rate” defines the percentage of graduates for whom we have reasonable and verifiable information concerning the graduates’ post-graduation career activities. Our knowledge rate is considerably higher than the national recommended minimum knowledge rate of 65%.

Registered Internships

The Bradley University registered internship rate for the 2023-2024 baccalaureate graduating class is 40%. Of the 964 graduates, 40% (382) had a *registered* internship. Baccalaureate graduates conducted *registered* internships with 255 different employers. The rate of registered internships increased from 25% in 2021-2022 to 37% in 2022-2023 to 40% in 2023-2024. The earliest registered internship completed by a member of this class was in Spring 2020.

Employers

Baccalaureate degree graduates were employed with 414 different employers in 32 states and 5 countries. Graduate Degree Recipients were employed with 311 different employers in 39 states. The diversity of employers is a benefit for our graduates.

Smith Career Center

93% of baccalaureate graduates used the services of the Smith Career Center while attending Bradley University. There are multiple ways for students to engage with the Smith Career Center. 80% (775) of this graduating class engaged in individual meetings with SCC staff members (scheduled one-on-one appointments, walk-ins, phone meetings, and significant email engagements). 62% (594) of the class attended at least one career fair.

Standards and Protocols

The terminology, standards, and protocols of the National Association of Colleges and Employers (NACE) are utilized throughout this study. NACE is the preeminent national organization focused on the employment of the college educated.

The NACE First-Destination Survey Standards and Protocols encourage continuous engagement with graduates so that *data collection is ongoing rather than episodic*, accept a variety of *legitimate sources of finding critical outcome information*, and support the collection of data that *are reliable and verifiable*. Some students in this class had indicated that they were seeking employment prior to their graduation. Multiple attempts were made to verify this information: by email, text, and phone call; through internet searches including social media searches; by examining activity evidence in Bradley netWORK; and by outreach to academic faculty and student services staff. If we had no other information collected at any time after their graduation, we were unable to verify the accuracy of their status so these students were classified as Not Reported.

Communication with NACE Research Staff advised excluding extreme salary outliers defined as values below minimum wage and above \$1,000,000. Minimum wage is defined as the Illinois minimum as of 2024.

BACCALAUREATE DEGREE CAREER OUTCOMES 2023-2024

College	Graduates	# With Data	Knowledge Rate	Employed	Continuing Education	With Career Outcomes
Foster College of Business	137	107	78%	75%	21%	96%
Slane College of Communications & Fine Arts	181	150	83%	73%	15%	89%
College of Education & Health Sciences	183	164	90%	75%	24%	99%
Caterpillar College of Engineering & Technology	169	162	96%	91%	5%	96%
College of Liberal Arts & Sciences	288	240	83%	56%	32%	88%
Turner School of Entrepreneurship & Innovation	6	3	50%	100%	0%	100%
ALL Baccalaureate Degrees	964	826	86%	73%	20%	93%

Graduates = total number of graduates in the college

With Data = the number of graduates about whom we have data

Knowledge Rate = the percentage of the graduates about whom we have career outcomes information

Employed = employed, military service, service organization, artistic pursuits, performing arts auditions, fellowship, or own venture

Continuing Education = enrolled in graduate programs, professional school, specialized training programs, certification, or additional education

Career Outcomes = the sum of % Employed and % Continuing Education

(Due to rounding, the % Career Outcomes does not always equal the sum of % Employed and % Continuing Education)

BACCALAUREATE DEGREE CAREER OUTCOMES 2015-2024

College	2014-15	2015-16	2016-17	2017-18	2018-19	2019-20	2020-21	2021-22	2022-23	2023-24
Foster College of Business	92%	94%	92%	95%	96%	84%	92%	90%	98%	96%
Slane College of Communications & Fine Arts	90%	92%	84%	85%	92%	71%	87%	86%	91%	89%
College of Education & Health Sciences	95%	93%	93%	96%	95%	97%	94%	94%	97%	99%
Caterpillar College of Engineering & Technology	93%	93%	96%	97%	96%	84%	95%	97%	97%	96%
College of Liberal Arts & Sciences	88%	91%	92%	92%	93%	88%	89%	91%	79%	88%
Turner School of Entrepreneurship & Innovation *	N/A	N/A	N/A	N/A	N/A	N/A	N/A	0%	50%	100%
ALL Baccalaureate Degrees	92%	93%	92%	93%	94%	85%	91%	91%	93%	93%

BACCALAUREATE AVERAGE OUTCOMES RATES BY COLLEGE

College	Five Year Average 2020-2024	Ten Year Average 2015-2024
Foster College of Business	92%	93%
Slane College of Communications & Fine Arts	85%	87%
College of Education & Health Sciences	96%	95%
Caterpillar College of Engineering & Technology	94%	94%
College of Liberal Arts & Sciences	88%	89%
Turner School of Entrepreneurship & Innovation *	N/A	N/A
ALL Baccalaureate Degrees	91%	91%

* 2021-22 was the first graduating class for the Turner School of Entrepreneurship & Innovation.

BACCALAUREATE CAREER OUTCOMES BY MAJOR

Foster College of Business	Graduates	# With Data	Knowledge Rate	Employed	Continuing Education	With Career Outcomes
Accounting	29	26	90%	54%	46%	100%
Accounting 3/2	5	5	100%	100%	0%	100%
Actuarial Science - Business	2	2	100%	100%	0%	100%
Business Analytics	1	1	100%	100%	0%	100%
Business-Economics	7	5	71%	60%	40%	100%
Corporate Finance	6	6	100%	67%	17%	83%
Cybersecurity	6	4	67%	100%	0%	100%
Entrepreneurship	3	0	0%	N/A	N/A	N/A
Finance	12	6	50%	100%	0%	100%
Management and Leadership	18	13	72%	62%	31%	92%
Management and Leadership Business Law	2	2	100%	100%	0%	100%
Management and Leadership Human Resource Management	7	3	43%	100%	0%	100%
Management Information Systems Business Analytics	6	6	100%	50%	17%	67%
Marketing	15	12	80%	92%	8%	100%
Marketing Global Supply Chain Management	6	5	83%	100%	0%	100%
Marketing Professional Selling	3	3	100%	100%	0%	100%
Marketing Social Media Marketing	8	7	88%	86%	14%	100%
Personal Financial Planning	1	1	100%	100%	0%	100%
Total	137					

Slane College of Communications & Fine Arts	Graduates	# With Data	Knowledge Rate	Employed	Continuing Education	With Career Outcomes
Advertising & Public Relations	21	18	86%	76%	6%	82%
Art Education K-12	2	2	100%	100%	0%	100%
BFA in Studio Art Graphic Design	5	5	100%	60%	20%	80%
BFA in Studio Art Painting	1	0	0%	N/A	N/A	N/A
BFA in Studio Art Photography	2	2	100%	100%	0%	100%
Communication Journalism	5	5	100%	25%	50%	75%
Communication Organizational Communication	5	5	100%	100%	0%	100%
Communication Public Relations	1	0	0%	N/A	N/A	N/A
Communication Sports Communication	25	23	92%	61%	26%	87%
Communication Television Arts	12	9	75%	100%	0%	100%
Game Art	7	5	71%	40%	0%	40%
Interactive Media	8	6	75%	67%	17%	83%
Interactive Media Animation	7	6	86%	100%	0%	100%
Interactive Media Game Design	34	22	65%	64%	36%	100%
Music	1	1	100%	0%	0%	0%
Music & Entertainment Industry	8	8	100%	100%	0%	100%
Music Business	3	2	67%	100%	0%	100%
Music Composition	4	4	100%	75%	25%	100%
Music Education Instrumental	1	1	100%	100%	0%	100%
Music Education Piano	1	1	100%	100%	0%	100%
Music Performance Band/Orch Inst	1	1	100%	0%	100%	100%
Studio Art Graphic Design	5	5	100%	75%	0%	75%
Studio Art Photography	1	1	100%	100%	0%	100%
Studio Art Sculpture	1	0	0%	N/A	N/A	N/A
Theatre Arts Performance	3	3	100%	50%	50%	100%
Theatre Arts Production	2	2	100%	100%	0%	100%
User Experience Design	15	13	87%	77%	0%	77%
Total	181					

College of Education & Health Sciences	Graduates	# With Data	Knowledge Rate	Employed	Continuing Education	With Career Outcomes
Early Childhood Education ESL Endorsement	4	4	100%	100%	0%	100%
Elementary Education ESL Endorsement	12	12	100%	100%	0%	100%
Family & Consumer Sciences	1	1	100%	100%	0%	100%
Family Life Science	2	2	100%	100%	0%	100%
FCS Apparel Prod. & Merchandising	2	2	100%	100%	0%	100%
FCS Hospitality Management	5	4	80%	100%	0%	100%
Health Science	1	1	100%	100%	0%	100%
Kinesiology and Health Science	42	41	98%	16%	79%	95%
Learning Behavior Specialist I ESL Endorsement	2	2	100%	100%	0%	100%
Middle School Education Mathematics	5	4	80%	75%	25%	100%
Middle School Education Science	1	1	100%	100%	0%	100%
Nursing	90	78	87%	100%	0%	100%
Nursing Accelerated	3	1	33%	100%	0%	100%
Nursing RN	1	1	100%	100%	0%	100%
Nutrition and Dietetics	5	5	100%	0%	100%	100%
Public Health Education	7	5	71%	40%	60%	100%
Total	183					

Caterpillar College of Engineering & Technology	Graduates	# With Data	Knowledge Rate	Employed	Continuing Education	With Career Outcomes
Civil Engineering	26	24	92%	92%	8%	100%
Construction	21	21	100%	95%	5%	100%
Electrical Engineering	11	9	82%	89%	0%	89%
Electrical Engineering Computer Option	15	15	100%	80%	13%	93%
Electrical Engineering Robotics and Controls	1	1	100%	100%	0%	100%
Industrial Engineering	18	18	100%	100%	0%	100%
Manufacturing Engineering	3	2	67%	100%	0%	100%
Manufacturing Engineering Lean Manufacturing	6	6	100%	83%	0%	83%
Manufacturing Engr Technology	7	6	86%	100%	0%	100%
Mechanical Engineering	53	52	98%	88%	6%	94%
Mechanical Engineering Bio-Medical Engineering	6	6	100%	100%	0%	100%
Mechanical Engineering Energy	2	2	100%	100%	0%	100%
Total	169					

College of Liberal Arts & Sciences	Graduates	# With Data	Knowledge Rate	Employed	Continuing Education	With Career Outcomes
Actuarial Science-Mathematics	3	2	67%	50%	0%	50%
Biochemistry	5	5	100%	20%	80%	100%
Biology	13	12	92%	50%	30%	80%
Biology Education (9-12)	2	2	100%	100%	0%	100%
Biomedical Science	16	12	75%	78%	22%	100%
Biomedical Science Pre-Med	12	12	100%	40%	60%	100%
Chemistry ACS Certified	6	4	67%	33%	33%	67%
Chemistry Chemical Engineering	3	2	67%	100%	0%	100%
Chemistry Education (9-12)	1	1	100%	0%	100%	100%
Chemistry Pre-Health Professions	2	2	100%	0%	100%	100%
Chemistry Pre-Pharmacy	1	1	100%	0%	100%	100%
Computer Information Systems	9	8	89%	88%	0%	88%
Computer Information Systems Computer Game Technology	1	1	100%	0%	100%	100%
Computer Information Systems Software, Web & Comp Security	4	3	75%	67%	33%	100%
Computer Science	22	19	86%	47%	16%	63%
Computer Science Computer Game Technology	9	7	78%	29%	29%	57%
Computer Science Data Science	8	5	63%	40%	40%	80%
Computer Science Software/ Web & Comp Security	6	5	83%	40%	40%	80%
Criminology	12	8	67%	43%	29%	71%
English	6	5	83%	60%	40%	100%
English Creative Writing	8	6	75%	100%	0%	100%
English Education (9-12)	6	6	100%	100%	0%	100%
English Professional Writing	2	1	50%	100%	0%	100%
Environmental Science Biology	5	4	80%	50%	50%	100%
General - Liberal Arts and Sciences	3	2	67%	100%	0%	100%
Hist/Social Studies Ed (9-12)	6	5	83%	100%	0%	100%

College of Liberal Arts & Sciences	Graduates	# With Data	Knowledge Rate	Employed	Continuing Education	With Career Outcomes
Hist/Social Studies Ed (9-12) Difference, Identity and Power	2	2	100%	100%	0%	100%
History	8	7	88%	60%	20%	80%
International Studies	1	1	100%	0%	100%	100%
Mathematics	2	2	100%	50%	50%	100%
Mathematics Education (9-12)	1	1	100%	100%	0%	100%
Medical Laboratory Science	1	1	100%	100%	0%	100%
Medical Laboratory Science Clinical	2	2	100%	100%	0%	100%
Medical Laboratory Science General	2	2	100%	100%	0%	100%
Philosophy	2	2	100%	50%	50%	100%
Physics	1	1	100%	100%	0%	100%
Physics Education (9-12)	1	1	100%	100%	0%	100%
Political Science	17	15	88%	69%	31%	100%
Psychology	53	43	81%	43%	48%	90%
Religious Studies	1	1	100%	0%	0%	0%
Social Work	15	15	100%	64%	36%	100%
Sociology	4	1	25%	0%	100%	100%
Statistics	2	2	100%	50%	0%	50%
World Languages & Cultures Spanish	2	1	50%	100%	0%	100%
Total	288					

Turner School of Entrepreneurship & Innovation	Graduates	# With Data	Knowledge Rate	Employed	Continuing Education	With Career Outcomes
Interdisciplinary Innovation	6	3	50%	100%	0%	100%
Total	6					

GRADUATE PROGRAMS CAREER OUTCOMES 2023-2024

College	Graduates	# With Data	Knowledge Rate	Employed	Continuing Education	With Career Outcomes
Foster College of Business	34	31	91%	94%	3%	97%
Slane College of Communications & Fine Arts	5	1	20%	100%	0%	100%
College of Education & Health Sciences	251	227	90%	98%	1%	100%
Caterpillar College of Engineering & Technology	64	64	100%	100%	0%	100%
College of Liberal Arts & Sciences	110	107	97%	99%	1%	100%
Graduate Programs	464	430	93%	98%	1%	100%

GRADUATE PROGRAMS CAREER OUTCOMES 2015-2024

	2014-15	2015-16	2016-17	2017-18	2018-19	2019-20	2020-21	2021-22	2022-23	2023-24
ALL Graduate Degrees	99%	95%	98%	98%	97%	97%	93%	97%	100%	100%

Graduates = total number of graduates in the college

With Data = the number of graduates about whom we have data

Knowledge Rate = the percentage of the graduates about whom we have career outcomes information

Employed = employed, military service, service organization, artistic pursuits, performing arts auditions, fellowship, or own venture

Continuing Education = enrolled in graduate programs, professional school, specialized training programs, certification, or additional education

Career Outcomes = the sum of % Employed and % Continuing Education

(Due to rounding, the % Career Outcomes does not always equal the sum of % Employed and % Continuing Education)

GRADUATE PROGRAMS CAREER OUTCOMES BY MAJOR 2023-2024

Graduate Programs	Graduates	# With Data	Knowledge Rate	Employed	Continuing Education	With Career Outcomes
Foster College of Business	34	31	91%	94%	3%	97%
Accounting	7	7	100%	100%	0%	100%
Accounting 3/2	5	5	100%	100%	0%	100%
Business Administration	18	15	83%	93%	7%	100%
Certificate - Management	3	3	100%	100%	0%	100%
Data Science and Analytics Business Analytics	1	1	100%	0%	0%	0%
Slane College of Communications & Fine Arts	5	1	20%	100%	0%	100%
Game Design and Development	4	0	0%	N/A	N/A	N/A
MA in Studio Art Visual Communications/Design	1	1	100%	100%	0%	100%
College of Education & Health Sciences	251	227	90%	98%	1%	100%
Certificate - Family Nurse Practitioner	15	15	100%	93%	7%	100%
Certificate - Psychiatric Nurse Practitioner	1	1	100%	100%	0%	100%
Counseling Clinical Mental Health	68	63	93%	98%	0%	98%
Counseling Professional School	16	13	81%	100%	0%	100%
Doctor of Nursing Practice Family Nurse Practitioner	22	19	86%	100%	0%	100%
Doctor of Nursing Practice Leadership	7	7	100%	100%	0%	100%
Doctor of Physical Therapy	27	27	100%	100%	0%	100%
Educational Leadership - Higher Education Admin	8	7	88%	100%	0%	100%
MS Nursing Administration	4	4	100%	100%	0%	100%
MSN Family Nurse Practitioner	66	56	85%	96%	4%	100%
MSN Psychiatric Nurse Practitioner	4	4	100%	100%	0%	100%
Nonprofit Leadership	3	3	100%	100%	0%	100%
Nutrition and Dietetics	10	8	80%	100%	0%	100%

Graduate Programs	Graduates	# With Data	Knowledge Rate	Employed	Continuing Education	With Career Outcomes
Caterpillar College of Engineering & Technology	64	64	100%	100%	0%	100%
Civil Engineering	27	27	100%	100%	0%	100%
Data Science and Analytics Engineering Analytics	9	9	100%	100%	0%	100%
Electrical Engineering	7	7	100%	100%	0%	100%
Industrial Engineering	8	8	100%	100%	0%	100%
Manufacturing Engineering	10	10	100%	100%	0%	100%
Mechanical Engineering	3	3	100%	100%	0%	100%
College of Liberal Arts & Sciences	110	107	97%	99%	1%	100%
Biology	4	4	100%	100%	0%	100%
Chemistry	1	1	100%	100%	0%	100%
Computer Information Systems Cybersecurity	1	1	100%	100%	0%	100%
Computer Information Systems Intelligent Systems/Databases	3	3	100%	100%	0%	100%
Computer Information Systems Software Engineering	3	3	100%	100%	0%	100%
Computer Information Systems Web Technologies & Systems	1	1	100%	100%	0%	100%
Computer Science Cybersecurity	3	3	100%	100%	0%	100%
Computer Science Data Science	64	63	98%	100%	0%	100%
Computer Science Software Engineering	8	8	100%	100%	0%	100%
Computer Science Web Technologies & Systems	2	2	100%	100%	0%	100%
Data Science and Analytics Computational Data Science	15	14	93%	100%	0%	100%
English	5	4	80%	75%	25%	100%
Grand Total	464	430	93%	98%	1%	100%

SALARY OFFERS 2023-2024

Foster College of Business	# Employed	# Reporting Salary	% Reporting Salary	Low	High	Bradley Average	National Average
Accounting	14	10	71%	\$60,000	\$80,000	\$68,500	\$65,086
Accounting 3/2	5	4	80%	\$57,000	\$94,248	\$73,562	\$68,052
Actuarial Science - Business	1	0	0%	N/A	N/A	N/A	\$74,667
Business Analytics	1	0	0%	N/A	N/A	N/A	\$62,247
Business-Economics	3	1	33%	N/A	N/A	N/A	\$63,986
Corporate Finance	4	3	75%	\$60,000	\$70,000	\$64,000	\$72,227
Cybersecurity	4	1	25%	N/A	N/A	N/A	\$62,645
Finance	6	3	50%	\$62,000	\$70,000	\$67,333	\$72,227
Management and Leadership	8	7	88%	\$44,200	\$85,000	\$65,529	\$63,535
Management and Leadership Business Law	2	1	50%	N/A	N/A	N/A	N/A
Management and Leadership Human Resource Management	3	3	100%	\$44,907	\$60,000	\$54,036	\$58,389
Management Information Systems Business Analytics	3	0	0%	N/A	N/A	N/A	\$62,247
Marketing	11	4	36%	\$35,360	\$52,000	\$46,090	\$56,571
Marketing Global Supply Chain Management	5	3	60%	\$55,000	\$74,000	\$66,333	N/A
Marketing Professional Selling	3	2	67%	N/A	N/A	N/A	\$55,672
Marketing Social Media Marketing	6	2	33%	N/A	N/A	N/A	\$52,281
Personal Financial Planning	1	1	100%	N/A	N/A	N/A	N/A
College Total	80	45	56%	\$35,360	\$94,248	\$64,743	

The National Average (Mean) is from the *National Association of Colleges and Employers Salary Survey*, Summer 2024 that compiles final starting salaries for the class of 2023. Majors with only one or two reported salaries are not shown but included in college average.

Slane College of Communications & Fine Arts	# Employed	# Reporting Salary	% Reporting Salary	Low	High	Bradley Average	National Average
Advertising & Public Relations	13	4	31%	\$36,000	\$75,000	\$50,650	\$51,462
Art Education K-12	2	1	50%	N/A	N/A	N/A	\$43,652
BFA in Studio Art Graphic Design	3	0	0%	N/A	N/A	N/A	\$47,548
BFA in Studio Art Photography	2	0	0%	N/A	N/A	N/A	\$46,311
Communication Journalism	1	0	0%	N/A	N/A	N/A	\$43,747
Communication Organizational Communication	5	2	40%	N/A	N/A	N/A	\$54,239
Communication Sports Communication	14	3	21%	\$43,000	\$44,304	\$43,546	\$55,613
Communication Television Arts	9	2	22%	N/A	N/A	N/A	\$52,281
Game Art	2	0	0%	N/A	N/A	N/A	N/A
Interactive Media	4	2	50%	N/A	N/A	N/A	N/A
Interactive Media Animation	5	1	20%	N/A	N/A	N/A	N/A
Interactive Media Game Design	14	2	14%	N/A	N/A	N/A	N/A
Music & Entertainment Industry	7	0	0%	N/A	N/A	N/A	\$42,548
Music Business	2	0	0%	N/A	N/A	N/A	\$42,548
Music Composition	3	0	0%	N/A	N/A	N/A	N/A
Music Education Instrumental	1	0	0%	N/A	N/A	N/A	\$43,652
Music Education Piano	1	1	100%	N/A	N/A	N/A	\$43,652
Studio Art Graphic Design	3	2	67%	N/A	N/A	N/A	\$47,548
Studio Art Photography	1	0	0%	N/A	N/A	N/A	\$46,311
Theatre Arts Performance	1	0	0%	N/A	N/A	N/A	\$39,843
Theatre Arts Production	2	1	50%	N/A	N/A	N/A	N/A
User Experience Design	10	1	10%	N/A	N/A	N/A	N/A
College Total	105	22	21%	\$29,120	\$82,500	\$43,281	

The National Average (Mean) is from the *National Association of Colleges and Employers Salary Survey*, Summer 2024 that compiles final starting salaries for the class of 2023. Majors with only one or two reported salaries are not shown but included in college average.

College of Education & Health Sciences	# Employed	# Reporting Salary	% Reporting Salary	Low	High	Bradley Average	National Average
Early Childhood Education ESL Endorsement	4	2	50%	N/A	N/A	N/A	\$43,538
Elementary Education ESL Endorsement	12	4	33%	\$41,600	\$49,629	\$44,837	\$43,538
Family & Consumer Sciences	1	0	0%	N/A	N/A	N/A	\$45,445
Family Life Science	2	2	100%	N/A	N/A	N/A	N/A
FCS Apparel Prod. & Merchandising	2	1	50%	N/A	N/A	N/A	\$58,793
FCS Hospitality Management	4	0	0%	N/A	N/A	N/A	\$48,003
Health Science	1	0	0%	N/A	N/A	N/A	N/A
Kinesiology and Health Science	6	3	50%	\$35,000	\$50,000	\$41,667	N/A
Learning Behavior Specialist I ESL Endorsement	2	0	0%	N/A	N/A	N/A	\$43,538
Middle School Education Mathematics	3	1	33%	N/A	N/A	N/A	\$43,538
Middle School Education Science	1	1	100%	N/A	N/A	N/A	\$43,538
Nursing	78	49	63%	\$55,120	\$99,840	\$70,587	\$68,947
Nursing Accelerated	1	0	0%	N/A	N/A	N/A	\$68,947
Nursing RN	1	0	0%	N/A	N/A	N/A	\$68,947
Public Health Education	2	0	0%	N/A	N/A	N/A	\$49,380
College Total	120	62	52%	\$35,000	\$99,840	\$64,943	

The National Average (Mean) is from the *National Association of Colleges and Employers Salary Survey*, Summer 2024 that compiles final starting salaries for the class of 2023. Majors with only one or two reported salaries are not shown but included in college average.

Caterpillar College of Engineering & Technology	# Employed	# Reporting Salary	% Reporting Salary	Low	High	Bradley Average	National Average
Civil Engineering	22	20	91%	\$59,280	\$80,500	\$69,797	\$69,106
Construction	20	19	95%	\$68,004	\$103,000	\$74,217	\$67,947
Electrical Engineering	8	7	88%	\$80,000	\$125,000	\$91,629	\$87,513
Electrical Engineering Computer Option	12	9	75%	\$67,000	\$100,000	\$84,945	\$85,911
Electrical Engineering Robotics and Controls	1	0	0%	N/A	N/A	N/A	\$85,326
Industrial Engineering	18	14	78%	\$52,000	\$89,699	\$72,739	\$78,979
Manufacturing Engineering	2	2	100%	N/A	N/A	N/A	\$73,104
Manufacturing Engineering Lean Manufacturing	5	2	40%	N/A	N/A	N/A	\$73,104
Manufacturing Engr Technology	6	6	100%	\$60,000	\$88,000	\$71,333	\$65,584
Mechanical Engineering	46	37	80%	\$60,000	\$93,000	\$77,395	\$75,512
Mechanical Engineering Bio-Medical Engineering	6	4	67%	\$73,250	\$91,409	\$79,550	\$71,965
Mechanical Engineering Energy	2	0	0%	N/A	N/A	N/A	\$78,922
College Total	148	120	81%	\$52,000	\$125,000	\$76,102	

The National Average (Mean) is from the *National Association of Colleges and Employers Salary Survey*, Summer 2024 that compiles final starting salaries for the class of 2023. Majors with only one or two reported salaries are not shown but included in college average.

College of Liberal Arts & Sciences	# Employed	# Reporting Salary	% Reporting Salary	Low	High	Bradley Average	National Average
Actuarial Science-Mathematics	1	1	100%	N/A	N/A	N/A	\$74,667
Biochemistry	1	0	0%	N/A	N/A	N/A	\$46,501
Biology	5	0	0%	N/A	N/A	N/A	\$43,539
Biology Education (9-12)	2	2	100%	N/A	N/A	N/A	\$43,652
Biomedical Science	7	2	29%	N/A	N/A	N/A	\$44,769
Biomedical Science Pre-Med	4	1	25%	N/A	N/A	N/A	\$42,123
Chemistry ACS Certified	1	1	100%	N/A	N/A	N/A	\$54,406
Chemistry Chemical Engineering	2	1	50%	N/A	N/A	N/A	\$75,980
Computer Information Systems	7	4	57%	\$55,000	\$95,700	\$78,425	\$85,622
Computer Information Systems Software, Web & Comp Security	2	0	0%	N/A	N/A	N/A	\$69,955
Computer Science	9	5	56%	\$50,000	\$83,000	\$72,000	\$102,033
Computer Science Computer Game Technology	2	1	50%	N/A	N/A	N/A	N/A
Computer Science Data Science	2	0	0%	N/A	N/A	N/A	\$73,438
Computer Science Software/ Web & Comp Security	2	2	100%	N/A	N/A	N/A	N/A
Criminology	3	1	33%	N/A	N/A	N/A	\$45,925
English	3	1	33%	N/A	N/A	N/A	\$44,723
English Creative Writing	3	1	33%	N/A	N/A	N/A	\$44,723
English Education (9-12)	6	1	17%	N/A	N/A	N/A	\$43,652
English Professional Writing	1	0	0%	N/A	N/A	N/A	\$42,716
Environmental Science Biology	2	2	100%	N/A	N/A	N/A	\$43,539
General - Liberal Arts and Sciences	2	0	0%	N/A	N/A	N/A	\$62,239
Hist/Social Studies Ed (9-12)	5	1	20%	N/A	N/A	N/A	\$43,652
Hist/Social Studies Ed (9-12) Difference, Identity and Power	2	1	50%	N/A	N/A	N/A	\$43,652
History	3	0	0%	N/A	N/A	N/A	\$48,298
Mathematics	1	0	0%	N/A	N/A	N/A	\$73,307

The National Average (Mean) is from the *National Association of Colleges and Employers Salary Survey*, Summer 2024 that compiles final starting salaries for the class of 2023. Majors with only one or two reported salaries are not shown but included in college average.

College of Liberal Arts & Sciences	# Employed	# Reporting Salary	% Reporting Salary	Low	High	Bradley Average	National Average
Mathematics Education (9-12)	1	1	100%	N/A	N/A	N/A	\$43,652
Medical Laboratory Science	1	1	100%	N/A	N/A	N/A	\$59,736
Medical Laboratory Science Clinical	2	1	50%	N/A	N/A	N/A	\$59,736
Medical Laboratory Science General	2	0	0%	N/A	N/A	N/A	\$59,736
Philosophy	1	0	0%	N/A	N/A	N/A	\$54,664
Physics	1	0	0%	N/A	N/A	N/A	\$67,728
Physics Education (9-12)	1	1	100%	N/A	N/A	N/A	\$43,652
Political Science	9	0	0%	N/A	N/A	N/A	\$54,238
Psychology	18	9	50%	\$29,640	\$62,400	\$44,018	\$43,801
Social Work	9	1	11%	N/A	N/A	N/A	\$42,340
Statistics	1	0	0%	N/A	N/A	N/A	\$84,111
World Languages & Cultures Spanish	1	1	100%	N/A	N/A	N/A	\$47,672
College Total	125	43	34%	\$29,640	\$106,000	\$57,260	

The National Average (Mean) is from the *National Association of Colleges and Employers Salary Survey*, Summer 2024 that compiles final starting salaries for the class of 2023. Majors with only one or two reported salaries are not shown but included in college average.

Turner School of Entrepreneurship & Innovation	# Employed	# Reporting Salary	% Reporting Salary	Low	High	Bradley Average	National Average
Interdisciplinary Innovation	2	0	0%	N/A	N/A	N/A	\$56,409
College Total	2	0	0%	N/A	N/A	N/A	

The National Average (Mean) is from the *National Association of Colleges and Employers Salary Survey*, Summer 2024 that compiles final starting salaries for the class of 2023. Majors with only one or two reported salaries are not shown but included in college average.

Graduate Programs	# Employed	# Reporting Salary	% Reporting Salary	Low	High	Bradley Average	National Average
Foster College of Business	29	12	41%	\$57,000	\$94,248	\$74,121	
Accounting	7	5	71%	\$61,200	\$82,000	\$72,040	\$68,052
Accounting 3/2	5	4	80%	\$57,000	\$94,248	\$73,562	\$68,052
Business Administration	14	3	21%	\$70,000	\$85,000	\$78,333	\$95,808
Certificate - Management	3	0	0%	N/A	N/A	N/A	N/A
Slane College of Communications & Fine Arts	1	0	0%	N/A	N/A	N/A	
MA in Studio Art Visual Communications/Design	1	0	0%	N/A	N/A	N/A	\$62,803
College of Education & Health Sciences	222	13	6%	\$42,000	\$156,000	\$77,845	
Certificate - Family Nurse Practitioner	14	0	0%	N/A	N/A	N/A	N/A
Certificate - Psychiatric Nurse Practitioner	1	0	0%	N/A	N/A	N/A	N/A
Counseling Clinical Mental Health	62	5	8%	\$53,100	\$156,000	\$91,780	\$61,594
Counseling Professional School	13	4	31%	\$42,000	\$71,882	\$54,693	\$54,072
Doctor of Nursing Practice Family Nurse Practitioner	19	0	0%	N/A	N/A	N/A	\$133,804
Doctor of Nursing Practice Leadership	6	0	0%	N/A	N/A	N/A	\$133,804
Doctor of Physical Therapy	27	1	4%	N/A	N/A	N/A	\$75,916
Educational Leadership - Higher Education Admin	7	0	0%	N/A	N/A	N/A	\$95,189
MS Nursing Administration	4	0	0%	N/A	N/A	N/A	\$94,157
MSN Family Nurse Practitioner	54	1	2%	N/A	N/A	N/A	\$94,157
MSN Psychiatric Nurse Practitioner	4	0	0%	N/A	N/A	N/A	\$94,157
Nonprofit Leadership	3	1	33%	N/A	N/A	N/A	\$71,228
Nutrition and Dietetics	8	1	13%	N/A	N/A	N/A	\$55,281

The National Average (Mean) is from the *National Association of Colleges and Employers Salary Survey*, Summer 2024 that compiles final starting salaries for the class of 2023. Majors with only one or two reported salaries are not shown but included in college average.

Graduate Programs	# Employed	# Reporting Salary	% Reporting Salary	Low	High	Bradley Average	National Average
Caterpillar College of Engineering & Technology	64	9	14%	\$66,560	\$96,300	\$78,818	
Civil Engineering	27	5	19%	\$66,560	\$90,000	\$73,712	\$77,175
Data Science and Analytics Engineering Analytics	9	0	0%	N/A	N/A	N/A	\$93,412
Electrical Engineering	7	1	14%	N/A	N/A	N/A	\$101,720
Industrial Engineering	8	2	25%	N/A	N/A	N/A	\$89,720
Manufacturing Engineering	10	1	10%	N/A	N/A	N/A	\$99,577
Mechanical Engineering	3	0	0%	N/A	N/A	N/A	\$91,725
College of Liberal Arts & Sciences	106	4	4%	\$33,280	\$106,400	\$56,029	
Biology	4	1	25%	N/A	N/A	N/A	\$57,400
Chemistry	1	0	0%	N/A	N/A	N/A	\$56,944
Computer Information Systems Cybersecurity	1	0	0%	N/A	N/A	N/A	\$103,894
Computer Information Systems Intelligent Systems/Databases	3	0	0%	N/A	N/A	N/A	\$103,894
Computer Information Systems Software Engineering	3	0	0%	N/A	N/A	N/A	\$103,894
Computer Information Systems Web Technologies & Systems	1	0	0%	N/A	N/A	N/A	\$103,894
Computer Science Cybersecurity	3	0	0%	N/A	N/A	N/A	\$118,284
Computer Science Data Science	63	1	2%	N/A	N/A	N/A	\$93,412
Computer Science Software Engineering	8	0	0%	N/A	N/A	N/A	\$118,284
Computer Science Web Technologies & Systems	2	0	0%	N/A	N/A	N/A	\$118,284
Data Science and Analytics Computational Data Science	14	0	0%	N/A	N/A	N/A	\$93,412
English	3	2	67%	N/A	N/A	N/A	\$51,727
Graduate Programs Total	422	38	9%	\$33,280	\$156,000	\$74,603	

The National Average (Mean) is from the *National Association of Colleges and Employers Salary Survey*, Summer 2024 that compiles final starting salaries for the class of 2023. Majors with only one or two reported salaries are not shown but included in college average.

BACCALAUREATE DEGREE CAREER OUTCOMES BY ETHNICITY & GENDER 2023-2024

	Graduates	# With Data	Knowledge Rate	Employed	Continuing Education	With Career Outcomes
Ethnicity						
Asian	51	44	86%	69%	24%	93%
Black or African American	47	40	85%	66%	26%	92%
Hispanic or Latino/a/x	116	99	85%	79%	14%	93%
Native American or Alaska Native	4	2	50%	100%	0%	100%
White/Caucasian	690	593	86%	73%	21%	94%
Answered in more than one category	5	5	100%	60%	40%	100%
Unknown Ethnicity	51	43	84%	68%	20%	88%
ALL Baccalaureate Degrees	964	826	86%	73%	20%	93%
Gender						
Female	478	413	86%	72%	23%	95%
Male	486	413	85%	74%	17%	92%
ALL Baccalaureate Degrees	964	826	86%	73%	20%	93%

Graduates = total number of graduates in the college

With Data = the number of graduates about whom we have data

Knowledge Rate = the percentage of the graduates about whom we have career outcomes information

Employed = employed, military service, service organization, artistic pursuits, performing arts auditions, fellowship, or own venture

Continuing Education = enrolled in graduate programs, professional school, specialized training programs, certification, or additional education

Career Outcomes = the sum of % Employed and % Continuing Education

(Due to rounding, the % Career Outcomes does not always equal the sum of % Employed and % Continuing Education)

GRADUATE PROGRAM CAREER OUTCOMES BY ETHNICITY & GENDER 2023-2024

	Graduates	# With Data	Knowledge Rate	Employed	Continuing Education	With Career Outcomes
Ethnicity						
Asian	22	19	86%	100%	0%	100%
Black or African American	35	29	83%	97%	3%	100%
Hispanic or Latino/a/x	15	13	87%	100%	0%	100%
Native American or Alaska Native	3	3	100%	100%	0%	100%
White	205	189	92%	97%	2%	99%
Answered in more than one category	4	3	75%	100%	0%	100%
Unknown	180	174	97%	99%	0%	99%
Graduate Programs	464	430	93%	98%	1%	100%
Gender						
Female	276	251	91%	98%	1%	100%
Male	188	179	95%	98%	1%	99%
Graduate Programs	464	430	93%	98%	1%	100%

Graduates = total number of graduates in the college

With Data = the number of graduates about whom we have data

Knowledge Rate = the percentage of the graduates about whom we have career outcomes information

Employed = employed, military service, service organization, artistic pursuits, performing arts auditions, fellowship, or own venture

Continuing Education = enrolled in graduate programs, professional school, specialized training programs, certification, or additional education

Career Outcomes = the sum of % Employed and % Continuing Education

(Due to rounding, the % Career Outcomes does not always equal the sum of % Employed and % Continuing Education)

EMPLOYMENT HIGHLIGHTS OF BACCALAUREATE GRADUATES

- 73% (580) of all reported baccalaureate graduates are documented as employed.
- 66% (380) of those employed are employed in Illinois.
- 4% (23) of those employed are employed in Missouri.
- 4% (21) of those employed are employed in Wisconsin.
- 2% (12) of those employed are employed in Florida
- 170 graduates are employed in Chicago and the surrounding suburbs. This represents 29% of those reported as employed. Chicago and the surrounding suburbs are defined as all the cities in Cook, DuPage, Lake IL, Lake IN, and Will Counties.
- 170 graduates are employed in the Peoria area. This represents 29% of those reported as employed. The Peoria area is defined as all the cities in Marshall, Peoria, Stark, Tazewell, and Woodford Counties.
- Baccalaureate graduates are employed with 414 different organizations.
- Baccalaureate graduates are employed in 32 different states or territories (see below).
- Baccalaureate graduates are employed in 5 countries outside the U.S. (see below).

States Where Graduates Are Employed

(states in which 5 or more graduates are employed are **bolded**)

Arizona (3)	Minnesota (4)
California (2)	Missouri (23)
Colorado (2)	Montana (1)
Connecticut (1)	Nevada (1)
District of Columbia (1)	New Jersey (1)
Florida (12)	New York (2)
Hawaii (1)	Ohio (2)
Illinois (380)	Oklahoma (1)
Indiana (6)	South Carolina (1)
Iowa (8)	Tennessee (1)
Kansas (1)	Texas (5)
Kentucky (1)	Utah (3)
Louisiana (1)	Vermont (1)
Maryland (1)	Virginia (1)
Massachusetts (1)	Washington (3)
Michigan (3)	Wisconsin (21)

Global Locations Where Graduates Are Employed

Canada (1)
China (1)
Japan (1)
Kuwait (1)
New Zealand (1)

TOP EMPLOYERS OF 2023-2024*

Baccalaureate Degree Recipients

Advocate Children's Hospital
Bradley University
Carle Health - Methodist Hospital
Caterpillar Inc.
Deloitte
Enterprise Mobility
HNI | HON | Allsteel
IMEG Corp
Komatsu America Corp.
Milwaukee Tool
Morton Community Unit School District 709
Northrop Grumman Corporation
Northwestern Memorial Hospital
OSF Children's Hospital of Illinois
OSF HealthCare System
Peoria Public Schools District 150
Precision Planting
Simantel Group
W. W. Grainger, Inc.

Graduate Degree Recipients

ALStream Tech Inc.
Autumn Construction Services
Banner Health
Bradley University
Carle Health - Methodist Hospital
Caterpillar Inc.
Cintal Inc.
CloudData Technology LLC
CloudPath Technologies LLC
Code Gravity LLC
Comprobase Inc.
Crawford, Murphy & Tilly, Inc. - CMT
OSF HealthCare System
Technumen, Inc.
TekInvaderZ LLC

*Includes organizations employing 3 or more
2023-2024 graduates.

TOP EMPLOYERS BY COLLEGE and GRADUATE PROGRAMS

Foster College of Business

Baccalaureate graduates are employed at 67 different organizations.

Organizations employing 2 or more students:

- Caterpillar Inc.
- Deloitte
- Echo Global Logistics
- Enterprise Mobility
- Gartner, Inc
- Plante Moran
- R&M Consulting
- RSM US LLP
- ULINE
- W. W. Grainger, Inc.
- Weber Inc

Slane College of Communications & Fine Arts

Baccalaureate graduates are employed at 91 different organizations.

Organizations employing 2 or more students:

- Bradley University
- KFLO Entertainment, Inc.
- Simantel Group

College of Education & Health Sciences

Baccalaureate graduates are employed at 77 different organizations.

Organizations employing 2 or more students:

- Advocate Children's Hospital
- Advocate Health Care
- Advocate Lutheran General Hospital
- Carle Health - Methodist Hospital
- Northwest Community Hospital
- Northwestern Medicine
- Northwestern Memorial Hospital
- OSF Children's Hospital of Illinois
- OSF HealthCare System
- Peoria Public Schools District 150
- St. Luke's Hospital

Caterpillar College of Engineering & Technology

Baccalaureate graduates are employed at 101 different organizations.

Organizations employing 2 or more students:

- AECOM Hunt
- Caterpillar Inc.
- Collins Aerospace
- CORE Construction
- F.E. Moran Group of Companies
- HNI | HON | Allsteel
- IMEG Corp
- Kiewit
- Komatsu America Corp.
- Milwaukee Tool
- Morton Buildings, Inc.
- Northrop Grumman Corporation
- Precision Planting
- TranSystems

College of Liberal Arts & Sciences

Baccalaureate graduates are employed at 122 different organizations.

Organizations employing 2 or more students:

- Carle Health - Methodist Hospital
- Caterpillar Inc.
- Derick Dermatology
- Morton Community Unit School District 709
- OSF HealthCare System
- Peoria Public Schools District 150
- Precision Planting
- The Center for Youth & Family Solutions

Turner School of Entrepreneurship & Innovation

Two Baccalaureate graduates reported employment with 2 organizations.

TOP EMPLOYERS BY COLLEGE and GRADUATE PROGRAMS

Graduate Programs

Graduate Degree recipients are employed at 310 different organizations.
Organizations employing 2 or more students:

- Agape Counseling Ltd.
- ALStream Tech Inc.
- AppLab Systems
- ARi
- ASU Technologies
- Autumn Construction Services
- Banner Health
- Bradley University
- Carle Health - Methodist Hospital
- Caterpillar Inc.
- Cerebral Technologies, Inc.
- Children's Home Association of Illinois
- Cintai Inc.
- CliftonLarsonAllen LLP
- CloudData Technology LLC
- CloudPath Technologies LLC
- Code Gravity LLC
- Comprabase Inc.
- Crawford, Murphy & Tilly, Inc. - CMT
- Datics Inc.
- Edge Counseling and Wellness
- HorizonIT
- Kaiser Permanente
- KET Systems LLC
- Lorisiv Technologies, Inc.
- MSR Technology Group
- Northrop Grumman Corporation
- Northwestern Medicine
- Northwestern Memorial Hospital
- OSF HealthCare System
- Parabola9
- Pekin Community High School District #303
- Professional Therapy Services, Inc. | PTS
- Radiance Technologies
- RSM US LLP
- Sapphire Software Solutions Inc.
- St. John's Hospital
- Technumen, Inc.
- TekInvaderZ LLC
- Thriveworks Counseling

EMPLOYERS OF ALL BACCALAUREATE and GRADUATE DEGREE RECIPIENTS

A. Lucas & Sons Steel	Aspire Counseling	CCi Manufacturing IL Corporation
Academy of Okinawan Karate	Associate Nephrology Consultants	CEFCU
Accurate Group, Inc.	Associates at Hope Harbor	Central Illinois FRIENDS of PWA, Inc.
Ace Sign Company	ASU Technologies	Central States Marketing
Actalent Services	Athletico	Cerebral Technologies, Inc.
Action Behavior Center	ATI Physical Therapy	Chastain & Associates LLC
Addams Elementary School	Atrium Health	Chestnut Health Systems
Advanced CAD/CAM Service	Austin ISD	Child and Family Connections of Central Illinois
Advanced Media Partners	AutonomouStuff	Childers Eatery / Childers Banquet & Event Center
Advanced Practice Prep	Autumn Construction Services	Children's Home Association of Illinois
Advanced Psychological Solutions	Avalanche Technology	Children's Hospital New Orleans
Adventure Ted	Aventiv Technologies	Children's Hospital of Illinois
Advocate Children's Hospital	Aya Healthcare	Childrens Service Society of Wisconsin
Advocate Good Shepherd Hospital	Baker Tilly US, LLP	Choosing Therapy
Advocate Health Care	Balance Digital Media Studios	Christie Clinic
Advocate Lutheran General Hospital	Banner Health	Christopher B. Burke Engineering, Ltd.
Advocate Sherman Hospital	Baptist Health Medical Center	Chubb Group of Insurance Companies
Advocate South Suburban Hospital	Barnes-Jewish Hospital	Cincinnati Children's Hospital Medical Center
AECOM Hunt	Baxter & Woodman Inc.	Cintal Inc.
Aerotek	BayCare	CipherNine
AGAP Technologies, Inc.	Bechtel Corporation	Circuit Court of Cook County
Agape Counseling Ltd.	Bekins - Lake County Movers	City of Aledo Illinois
AgileSoft Inc.	Bella Baby Photography	City of Peoria
Air Force Academy High School	Belling College	Citywide Title Corporation
Alarm Detection Systems	Belmont Insurance Brokerage	CL Enterprises
Alberici Constructors, Inc.	Benito Juarez Community Academy	Clarity Clinic Mokena
Aldridge Electric, Inc.	Bergolla Interior Contractors	Clark Dietz, Inc.
Alegna Inc.	Blackberry Cafe	Cleveland Clinic
Alexian Brothers Medical Center	Blattner Energy, Inc.	cliC Eyewear
A-Lister Investment, Inc.	Blitt & Gaines Law Offices	CLIFFSWAY
All Points PR	Bloomberg	CliftonLarsonAllen LLP
Allendale Association	Bloomington Public Schools District 87	Clogration LLC
Allstate Insurance Company	Blue Raven Solar	Cloud Craft Tec Inc.
Almost Home Kids	Blue Ridge Forge Inc.	CloudData Technology LLC
ALStream Tech Inc.	BNY	CloudKarma Inc.
Alto Ingredients	Boeing	CloudPath Technologies LLC
Amazon.com, Inc.	Bolton & Menk Studios	Clubs at River City - River City Athletic Club
American Association of Insurance Services	Bourbonnais Elementary School District 53	Clune Construction Company
American Honda Motor Company, Inc.	Bradley University	Code Gravity LLC
American Medical Association	Breathe Counseling	Code Ninjas
American Surety Company	Brentview Medical	CodeLark LLC
Americaneagle.com	Bright Horizons Family Solutions	Codilis & Associates, P.C.
AmeriCorps	Burlington Stores Inc	CohnReznick LLP
Amphenol Fiber Optic Products	Butte College	Collins Aerospace
Amvotek Solutions	CalabiTek Inc.	Commission of Government Forecasting and Accountability
Andersen Corporation	California Department of Transportation	CommonSpirit Health
Anderson Merchandising	Camelot Care Centers, Inc.	Community Workshop & Training Center CWTC
Andhus Technologies Inc.	Campbell & Company, Wealth Advisors and CPAs	Compass Group USA
Ann & Robert H. Lurie Children's Hospital of Chicago	Campus Crusade for Christ (CRU)	Comprobase Inc.
Antioch Group, Inc. (The)	Carle Health	Computer Systems Institute
Antra, Inc.	Carle Health - Methodist Hospital	Conagra Brands, Inc.
Aplos America Inc.	Carle Health Proctor Hospital	Connections Child and Family Center
AppLab Systems	Carter-Hoffmann, LLC	Conson Engineers LLC
Aptly Technology	Casey Products	Convenient Care at GMG
ARC Solutions	Catalyst Counseling	
ARi	Catamount Institute	
Arthur J. Gallagher & Co.	Caterpillar Inc.	
Artificial Inventions, LLC	Catholic Charities Diocese of Peoria	

EMPLOYERS OF ALL BACCALAUREATE and GRADUATE DEGREE RECIPIENTS

Cookies Dispensary	ESPN	Helios Construction Services
Cooper's Hawk Winery & Restaurants	Evergreen Family Health	Hematology Oncology Associates of Fredericksburg
Copeland	Exercise for Donuts LLC	Hendricks Regional Health
Cordova Community Medical Center	ExpressCare Urgent Care Centers	Henry J. Austin Pharmacy
CORE Construction	F.E. Moran Group of Companies	Hensel Phelps Construction Co.
Core Fitness and Physical Therapy	Fairhaven Wealth Management	Hermann & Associates, LLC
Core Sport	Faith Connected Mentoring Ministries	Hexcel Corporation
Corewell Health	Family Health Center of Sierra Vista	Higley Unified School District
Corporate Event Interactive	Family Physician Assistants and ADPs	Hinsdale Community Consolidated School District 181
Counseling Works	Farm King	Hinsdale Wine Shop
Cozen Technology Solutions	Farmington Central CUSD #265	HMG Engineers Inc
Crawford, Murphy & Tilly, Inc. - CMT	Farnsworth Group	HNI HON Allsteel
Credit Corp Solutions, Inc.	Fehr Graham & Associates	Home Healthcare
Crossroads College Prep	Fieldcrest Community Unit School District 6	Homewood School District 153
CST Academy	FleishmanHillard	Honeywell International Inc.
Cummins Behavioral Health	Fluxtek Solutions, Inc.	Horizon Retail Construction, Inc
Dataics, Inc.	Flutex Solutions Inc.	HorizonIT
DataSenSeIT	Fm Global	Houghton Mifflin Harcourt
Datics Inc.	Fortress Bank	Howdy Japanese Language School
Dayton Freight Lines, Inc.	Forvia/ Faurecia	HSHS St. John's Hospital
Decision Desk HQ	Four Winds Behavioral Health	Hub Group
Deere & Company	Frederick School	Hutchison Engineering, Inc.
Deloitte	Friends In Service Helping (FISH)	Illini Elite Volleyball Club
Derick Dermatology	Froedtert Hospital	Illini Line
Design First Builders	FTI Consulting	Illinois Central College
Devonshire Elementary School	Gartner, Inc	Illinois House Democrats
DH Pace Company, Inc.	Gasperec Elberts Consulting	Illinois House of Representatives, Office of the Speaker
Dickson Furniture	Gateway Solutions, Inc.	Illinois Senate Republican Caucus
Digital Marketing Partners	GE Aviation	Illinois Shakespeare Festival
DJI LLC	Geeknetwork Inc.	Illinois Student Assistance Commission ISAC
DN Solutions	Genesis Health System	IMEC Illinois Manufacturing Excellence Center
Dr. Mayer's Womens Health Clinic	Georgia Vocational Rehabilitation Agency	IMEG Corp
DSN / Diversified Services Network, Inc	Gerald R Ford International Airport	Implico Communications
Dunlap Community Unit School District 323	GG Women's Boutique	Indiana University
Dynom	Gibson Area Hospital & Health Services	Info Data Worx LLC
Eagle View Behavioral Health	Glen Ellyn Park District	Infrared Consulting Services, Inc
East Peoria Tire & Vulcanizing	GM Lighting	Ingersoll Cutting Tools Company
East Valley Physicians Group, LLC	GoodJava, Inc.	Inner Choice Psychotherapy
Echo Global Logistics	Goosehead Insurance	Inova Fairfax Hospital
Ecker Center for Behaviorol Health	Gower Middle School	Integrated Family Therapy
ECS Group	Grayslake Community High School District 127	Intrinsic Charter Schools
Edge Counseling and Wellness	Great Falls OB-GYN Associates	Ivy Rehab
Eisenhower Medical Center	Great Lakes Clinical Trials	JCPenny Portraits
Elgin Community College	Greater Peoria Auto Crimes Taskforce (GPACT)	Jolimay Biomolecular
Elgin Sweeper Company	Greenfield Contractors LLC	JP Morgan Chase & Co.
Eli Lilly and Company	GSG Consultants, Inc.	Jr. 76ers
Elmwood C.U.S.D. 322	Guarantee Trust Life Insurance Company	Jtec Industries, Inc.
Emma Goldman Clinic	Hanson Professional Services, Inc.	Julia's Counseling and Play Therapy Group
EMMAR Corp.	Harmon, Inc.	Jump Trading Simulation and Education Center
Enclosure Solutions and Facades	Harrah's Entertainment, Inc.	Kaiser Permanente
Encore Event Technologies	Hawaiian Dredging Construction Company	Kankakee School District #111
Encore Global	HCL Technologies	KAT TECH SYSTEMS INC
Endeavor NCH	Hearthside Food Solutions	Katherine Shaw Bethea Hospital
Enercon Engineering, Inc.	Hearland Community College	
Engaging Therapies	Heck Capital Advisors	
Enterprise Mobility		
Epic Systems Corporation		
Erie Family Health Center		
Ernst & Young L.L.P.		

EMPLOYERS OF ALL BACCALAUREATE and GRADUATE DEGREE RECIPIENTS

KeHE Distributors, LLC	Michigan Medicine	One Global Info Systems LLC
Kelly Services	Michigan Primary Care Providers	One Hope United
Kenosha News	Midway Duck Inn	Orlando Health
Kenyeri Engineering	Midwest Bioprocessing Center	Orthopedic Hospital of Wisconsin
KET Systems LLC	Millennia Professional Services	OSF Children's Hospital of Illinois
KFLO Entertainment, Inc.	Millerbernd Manufacturing Company	OSF HealthCare System
Kiewit	Milwaukee Mitchell International Airport	OSF Saint Francis Medical Center
Kimley-Horn & Associates, Inc.	Milwaukee Tool	Oshkosh Corporation
Kirby Risk Corporation	Mitsuboshi Belting Ltd. Group MBL (USA) Corporation	Osman Construction Corp.
Knox College	Modjeski and Masters, Inc.	Outlier
Koester Construction	Moline High School	Pan-Oceanic Engineering, Inc.
Komatsu America Corp.	Morris Hospital & Healthcare Centers	Parabola9
Komatsu America Corp., Peoria Operations	Morrison Container Handling Solutions	Paramount Decorating
KSoft Systems, Inc.	Morton Buildings, Inc.	Parenting Matters
Kuwaiti Government	Morton Community Unit School District 709	Parker Hannifin Corporation
Lake Region Healthcare	Morton Industries, LLC	Pathways Counseling Solutions
Lane Community College	Moss Strategy	Pekin Community High School District #303
Law Offices of Scott E. Bellgrau	Mount Sinai Health System	Pekin Insurance
LEGO Construction	Mount Vernon Professional Fire Fighters	Peoria Chiefs Baseball Club
Leyden HSD 212	Mountain West Pediatrics	Peoria City Soccer
Liberty Leadership Middle School	Mowery & Schoenfeld	Peoria County Juvenile Detention Center
LifeChanger Foundation	MP Materials	Peoria Grown
Lifeline Counseling and Consulting	MS Info Tech LLC	Peoria Notre Dame High School
LifeStance Health	MSR Technology Group	Peoria PlayHouse Children's Museum
Little Steps Pediatric Therapy	Muriel's Health and Wellness	Peoria Public Schools District 150
LivaNova	MUSC Health	Perfect Melody Music School
Logic Systems Sound & Lighting	MyEyeDr.	Perficient
Lone Tree CSD	Nalco Water	Perfusion Solution Inc.
Lorsiv Technologies, Inc.	NatureMed	Pine Lake Behavioral Health and Medicine
Louis Shulman Iowa Hillel Foundation	Navasal Inc.	Pinehurst Medical Clinic
Loves Park Police Department	ND Packaging	Pinnacle Advertising
Loyola Medicine	Nestle USA Ferrara Candy Company	Pinpoint Precision Engineering
Loyola University Medical Center	Net2Source Inc.	PIP Marketing-Signs-Print Central Illinois
Madrigal Consulting and Counseling, LLP	NeuralSys Tek, LLC	Plante Moran
Magnolia Health Primary Care	Neurobloom Counseling and Neurofeedback	Plato Learning Academy
Mahomet - Seymour Community Schools	New Hudson Facades	Pontiac Township High School District 90
Malvern Wellness Center	New Narrative Counseling	Porte Brown LLC
Manhard Consulting, Ltd.	NJ Tech, Inc.	Pottery Barn Kids
Marcus Theatres	North Ridge Middle School	Power Construction
Marvi Infotech Inc.	Northrop Grumman Corporation	Prairie State Legal Services, Inc.
MATCOR Metal Fabrication, Inc.	Northview Elementary School	Precision Planting
Maurer-Stutz, Inc.	Northwest Community Healthcare	Presbyterian Homes and Services
Maximo Elementary School	Northwest Community Hospital	PricewaterhouseCoopers (PwC)
Mayo Clinic	Northwestern Medical Group	Primary Children's Hospital
McCauley Mechanical Construction Inc.	Northwestern Medicine	Princeville Community Unit School District 326
McDaniels Marketing	Northwestern Medicine Central DuPage Hospital	Pringle Robotics
McMillen Health	Northwestern Memorial Hospital	Prizm Behavioral Services
MDI Behavioral Health Center	Novant Health	PRN Nursing and Home Care Services
Medallus Urgent Care	NSC Global	Professional Therapy Services, Inc. PTS
Medline Industries, Inc.	NTN Bearing Corporation	Progrite Systems Inc.
Menasha Corporation	Nucor Building Systems	ProLink Staffing
Mercy Fitzgerald Hospital	Nystrom and Associates	Prophet Software - North America
Mercy Hospital	Oak Street Health	Prospect Heights Park District
Mercy One Waterloo Medical Center	Odysseus Data Services Inc.	Prospering Minds Counseling
Metadatasys Inc.	Oklahoma City Thunder	Providence ExpressCare - Huffman
Methodist College	Old Warson Country Club	
Methodist Hospital		
Metropolitan Police - Washington DC		

EMPLOYERS OF ALL BACCALAUREATE and GRADUATE DEGREE RECIPIENTS

Providence Health & Services	SSM Health Cardinal Glennon Children's Hospital	Trenton Thunder
Providence St. Mel School	St. John's Hospital	TriCity Family Services
Proviso Township High Schools District 209	St. Louis Children's Hospital	TRICOR Systems Inc.
Quality Pools by Design	St. Louis Heart and Vascular	Tri-County Regional Planning Commission
QuartzConnect	St. Luke's Hospital	Trinity Health
Quest Consulting LLC	St. Philomena School	Triotek IT, Inc.
Quigg Engineering Inc.	St. Thomas the Apostle School	TriStar Centennial Medical Center
R&M Consulting	St. Viator Elementary School	Turner Construction Company
R/A HOERR INC	Stark County School District 100	TWiG Technologies
Radiance Technologies	State Farm Insurance	U.S. Army Corps of Engineers
Reno Radiological Associates	State of Nevada Division of Public Health and Behavioral Health	U.S. Dept. of Agriculture NCAUR
Reyes Coca-Cola Bottling	Steam Academy	UChicago Medicine
Reynolds Consumer Products	Stellar Edge Marketing Group	UChicago Medicine AdventHealth
RHM Staffing Solutions	Strategic Mobility Solutions	ULINE
Riverbend School District	Suicide Prevention Services of America	UNC Health Care
Riveredge Hospital	Sunnyslope Health Center	Unicon Systems
Riverside Healthcare	SVK Technology Solutions Inc.	United Contractors Midwest
RJ Distributing Co.	Swedish Medical Center	United States Navy
RLG Consulting Engineers	Swoon Group LLC	Universal Metropolitan Asian Family Service
Rock River Hospice & Home	Sycamore Community School District 427	University of Missouri Hospital
Rock Valley Physical Therapy	Sylvan Learning Center	University of Wisconsin Hospital and Clinics
Round Lake Area Schools District 116	TadaNow	Upper Canada District School Board
RSM US LLP	Tallgrid Technologies Inc.	Urban Initiatives
Rural King	Tangensis Inc.	USM Business Systems Inc.
Rush University Medical Center	Taskimpetus Inc	UW Health
SAL Community Services	Teach For America	UW Health University Hospital
Samaritan Ministries International	Team Rehab	UW Medicine Primary Care at Factoria (Washington)
Sapphire Software Solutions Inc.	Tech Wizards	VA Washington DC Health Care
Saturday Institute and Community Outreach for Ladies of Virtue	Technicraft	Valley Sand & Gravel
Schaumburg Boomers	Technumen, Inc.	Vars Consulting Inc.
Scot Forge	TechPro Solutions, Inc.	Varwig Studios
Scotts Creek Elementary School	Tegus	Vastek Group
SE3, LLC	TekInvaderZ LLC	Velan Studios
Sebert Landscape	TEKsystems	Velocity Labs, LLC
Secretariat International	The 1972 Fund	Vermeer Corporation
Selfie Space	The Center for Youth & Family Solutions	Versa Press, Inc.
Sharp Info Tech Inc.	The Christian Center	Village Behavioral Health Treatment Center
Shopwindow/Touchpoint Labs	The Countertop Factory Midwest	Village of Deer Park
ShorePoint Health Port Charlotte and Punta Gorda	The Exchange in Chicago	VIPKID
Sikich LLP	The George Washington University Hospital	VirtuSense Technologies
Silver Cross Hospital	The Hill Group	Vituity
Silvis School District #34	The Home Depot	Voestalpine
Simantel Group	The Mountain Is Out Therapy	von Briesen & Roper, S.C.
SIPTEK Group Inc.	The Productivity Team, LLC	VR ITECH Consulting LLC
Skill Voice	The University of Mississippi	VStar
Skin Therapeutics	The Walt Disney Company	Vuesol Technologies, Inc.
Skokie Hospital	The Wassi Group	W. W. Grainger, Inc.
SKYZEN Technologies LLC	Thermal Care	Walsh Group (The) Ltd.
Slamdot	Thermo Fisher Scientific	Walt Disney World Resort
SmithBucklin	ThompsonGas	Way Down Wanderers
Softcom, Inc.	Thresholds	Wayne UNC Health Care
South Pekin School District 137	Thrive Comprehensive Therapy	We Hear You LLC
Southern Glazer's Wine and Spirts	Thriveworks Counseling	Weber Inc
Southland College Preparatory	Timken Company	Westchester Public Library
Spahn Financial	Top Edge Technology, Inc.	Western Specialty Contractors
Springfield Therapy Services	TranSystems	

EMPLOYERS OF ALL BACCALAUREATE and GRADUATE DEGREE RECIPIENTS

WestPoint Financial Group - MassMutual Midwest	WO Partners Holdings/Action Labor Staffing	Zeller Electric
Whiting-Turner Contracting Company	Worth It Counseling and Coaching	Zenkai Interactive
Whitmore Steel Inc	X-Treme Graphics	Zerabit Inc.
WHKS & Co.	Yamazen Inc.	Zurich North America
Wiese USA	Young Life Central Illinois	
Wight & Company	Your Favorite DJ Entertainment	
Williams Brothers Construction Inc.	Your Story Counseling	
Williamsport Crosscutters	Youth and Family Counseling	
Wilmette Public School District 39	Youth Farm of Children's Home Association	
Wise IT Inc.		

REGISTERED INTERNSHIPS OF BACCALAUREATE GRADUATES

The Springer Center for Internships administers Bradley’s centralized Cooperative Education and Internship Program and oversees students’ registration in a co-op/internship course, which includes reflective learning to enhance career-related work experience.

As Experiential Learning is required for all students, the Smith Career Center and Springer Center for Internships provides information on *registered* internships.

Highlights include:

- 40% (382) of all baccalaureate graduates had a *registered* internship.
- Baccalaureate graduates *registered* 386 internships with 255 different employers.

EMPLOYERS OF BACCALAUREATE GRADUATE REGISTERED INTERNS

[CxT] Roasting Company	Chastain & Associates LLC	First Bank and Trust Company of Illinois
412 Technology/Hazel	Chicago Automobile Trade Association	First Federated Church & Preschool of Peoria
Acuity Brands	Cirque du Soleil Inc	Flighthouse, LLC.
Advantage Communications	City of Aledo Illinois	FONA International Inc.
Advocate Aurora Health	City of Bloomington, IL	Fortress Bank
AFLAC	City of Joliet - Department of Public Utilities	Foxy Online Marketing Inc.
Alden of Huntley	City of Peoria - Police Department	Gardner Denver, Inc.
AmeriCorps VISTA	City of Wauwatosa	Gartner, Inc
Apostolic Christian LifePoints	CliftonLarsonAllen LLP	George Allen Construction
Artists ReEnvisioning Tomorrow - ART, Inc.	Coffey Bros. Moving	Geotechnology, LLC
Aspen Dental	CORE Construction	Gibson Area Hospital & Health Services
Athletico	Crawford, Murphy & Tilly, Inc. - CMT	Gilbane Building Company
ATI Physical Therapy	Crisis Text Line	GoodJava, Inc.
AutonomouStuff	Critical Care RX, LLC	Goodwill Industries of Central Illinois, Inc.
Auto-Owners Insurance	CVS Health	Gorenz & Associates Ltd.
Avionos	Daniels Health	Great American Insurance Group
BAM consulting	Dayton Freight Lines, Inc.	Greater Peoria Economic Development Council
Bayer - Crop Science	Deep Silver Volition LLC	Greater Peoria Family YMCA
Belcan, LLC	Deloitte	Greenwood Project
Big Picture Initiative	Development Solutions, Inc. (DSI)	Habitat for Humanity of Greater Peoria Area
Bloomberg	Dewberry Engineers Inc.	Hanson Professional Services, Inc.
Boeing	Dickson Furniture	Hardin Industries LLC
BorgWarner Inc.	Disney College Program	Harmon, Inc.
Brad Elward	DivcoWest	HDR, Inc.
Bradley University	East Peoria Tire & Vulcanizing	Heartstone Custom Builders
Bureau of Story Art	Eaton Corporation	HNI HON Allsteel
Campbell & Company, Wealth Advisors and CPAs	ElecSys, Division of DCX-CHOL	Hogsalt
Carle Health	Enterprise Rent-A-Car	Hult Center for Healthy Living
Caterpillar Inc.	EP!C Empowering People Inspiring Capabilities	IDOT Illinois Department of Transportation
Catholic Diocese of Peoria	Equity LifeStyle Properties	Illinois State University - Hockey
CBRE Inc.	Express Scripts Holding Company	
CelebSecrets	F.E. Moran Group of Companies	
Central Illinois Cleaning	Femnfesto Productions	
Central Illinois FRIENDS of PWA, Inc.		
Change Lab		

IMEC Illinois Manufacturing Excellence Center	Northrop Grumman Corporation	Soderstrom Skin Institute
IndieCade	Oakland University	Spahn Financial
Institute for Principled Leadership in Public Service	Options Clearing Corporation OCC	St. Mark Catholic School
Investortools, Inc.	OSF HealthCare System	Stericycle
Iowa DCI Criminalistics Laboratory	OSF Little Company of Mary Hospital and Health Care Centers	Supé Troop
ITC, Inc.	OSF Saint Francis Medical Center	Target Corporation
J.J. Collins	Panda Express Restaurants	The Abram Makowka Company
Jennifer DeLia	Pekin Insurance	The Body Project
John Graham and Associates	Peoria Art Guild	The Bureau of Magic
Johnson Bunce & Noble	Peoria Chiefs Baseball Club	The Center for Youth & Family Solutions
JP Morgan Chase & Co.	Peoria Civic Center	The Christian Center
Jtec Industries, Inc.	Peoria County Courthouse	The Fieldhouse Bar & Grill
Jump Start Gymnastics & Kid's Activity Center	Peoria County Juvenile Detention Center	The Hundley Foundation
JV Agency	Peoria Grown	The Law Offices of Warren Danz, P.C.
Klein Tools	Peoria Municipal Band	ThompsonGas
Komatsu America Corp.	Peoria Riverfront Museum	Toss & Spin
Kouri's Pub	Peoria Sunday Morning League	Trend PR
Kraemer North America, LLC	PHD Services	True Partners Consulting
Laura Kelly for Kansas	PLS Logistics	True Velocity
Law Offices of Phil Milsk	Plum & Poppy	TrueNorth Companies, L.C.
LensCrafters Inc.	Pop-A-Shot Enterprise LLC	U.S. Army Corps of Engineers
LSS - Lutheran Hillside Village	Position Music	U.S. Dept of Justice / Federal Bureau of Investigation FBI
Lutheran Social Services of Illinois	Prairie Animal Hospital	Ulta Beauty, Inc.
Manhard Consulting, Ltd.	Precision Planting	Ulteig
Mars Inc	Pringle Technologies Inc.	United Contractors Midwest
MATCOR Metal Fabrication, Inc.	Produced by Muse	United Soybean Board
Maui Jim, Inc.	Professional Therapy Services, Inc. PTS	United States Alliance Fire Protection, Inc. USA Fire Protection, Inc.
McDaniels Marketing	Purdue University	UnityPoint Health - Methodist Hospital
Mcomm Group	QuestFit LLC	UnityPoint Health - Proctor Hospital
METEC Resource Center	R&M Consulting	Universal Phoenix Group
Met-L-Flo	Ramo Law PC	Vactor Manufacturing
Michuda Construction, Inc.	RBC Showroom	Vanderbilt University
Midwest Orthopaedics at Rush, LLC	Right At School	Vector Marketing
Midwest Strength and Performance, Wheaton	ROOF TIGER	Vermeer Corporation
Millennia Professional Services	Rosati's Restaurant Group	Versa Press, Inc.
Milwaukee Tool	RSM US LLP	Videojet Technologies Inc (a Danaher Company)
Mint Talent Group	Ruettiger, Tonelli & Associates, Inc.	VirtuSense Technologies
Morton Industries, LLC	Rymedi	VIVO Technology, Inc.
Mowery & Schoenfeld	S&C Electric Company	Volt
Natural Fiber Welding	S+MGMT	Voltage Pictures
NBC Universal Inc./The Olympics	Scot Forge	W. W. Grainger, Inc.
ND Paper	ScribeAmerica	W.D. Boyce Council, Boy Scouts of America
Neighborhood House	Shearwater Tech	W.E. O'Neil Construction
Nemera	Showcase The World	Wagner & Woolf
Next Step Talent	Sikich LLP	Walgreens
Normal CornBelters Baseball Club	Simantel Group	Walgreens Boots Alliance, Inc.
Northern Trust Corporation	Simple Logistics	Way Down Wanderers
	Six Flags Great America	
	Skokie Police Department	
	Slash Mgmt & Studios	

WCBU 89.9
WeaverRidge Golf Club
Western Specialty Contractors
Westervelt, Johnson, Nicoll &
Keller, LLC

WEX Inc.
WHKS & Co.
Wildlife Prairie Park
WSP Global Inc.
WTVP - TV

YMCA of Greater Fort Wayne
Young Life Central Illinois
Your Favorite DJ Entertainment

REGISTERED INTERNSHIPS TOP EMPLOYERS BY COLLEGE

Foster College of **Business**

Baccalaureate graduates interned at 60 different employers.

Employers with 2 or more registered interns:

- Bradley University
- Caterpillar Inc.
- Dayton Freight Lines, Inc.
- Enterprise Rent-A-Car
- Gorenz & Associates Ltd.
- Maui Jim, Inc.
- OSF HealthCare System
- R&M Consulting
- Sikich LLP

Slane College of **Communications & Fine Arts**

Baccalaureate graduates interned at 55 different employers.

Employers with 2 or more registered interns:

- Bradley University
- Chicago Automobile Trade Association
- JV Agency
- Peoria Civic Center
- Position Music
- Simantel Group
- The Hundley Foundation
- WCBU 89.9

College of **Education & Health Sciences**

Baccalaureate graduates interned at 32 different employers.

Employers with 2 or more registered interns:

- Athletico
- Bradley University
- Hult Center for Healthy Living
- OSF HealthCare System
- OSF Saint Francis Medical Center
- Professional Therapy Services, Inc. | PTS
- The Body Project

Caterpillar College of **Engineering & Technology**

Baccalaureate graduates interned at 59 different employers.

Employers with 2 or more registered interns:

- Belcan, LLC
- Boeing
- Caterpillar Inc.
- Eaton Corporation
- HNI | HON | Allsteel
- Komatsu America Corp.
- Milwaukee Tool
- Natural Fiber Welding
- Northrop Grumman Corporation

College of **Liberal Arts & Sciences**

Baccalaureate graduates interned at 66 different employers.

Employers with 2 or more registered interns:

- Bradley University
- Caterpillar Inc.
- Catholic Diocese of Peoria
- City of Peoria - Police Department
- OSF HealthCare System
- OSF Saint Francis Medical Center
- Peoria County Juvenile Detention Center
- Precision Planting
- Right At School
- The Body Project
- The Center for Youth & Family Solutions
- UnityPoint Health - Methodist Hospital

COLLEGES AND UNIVERSITIES OF ALL GRADUATES CONTINUING EDUCATION

Aurora University
Berklee Valencia - Berklee College of Music
Bradley University
City Colleges of Chicago - Olive-Harvey College
DePaul University
Dominican University
Eberhard Karls Universität Tübingen
Elmhurst College
Gaiety School of Acting
Howard University
Illinois Central College
Illinois State University
Illinois Valley Community College
Indiana University Robert H. McKinney School
of Law
Indiana University--Bloomington
Indiana Wesleyan University
Kent State University
Lewis University
Loyola University Chicago
Marquette University
Medical College of Wisconsin
Michigan State University
Midwestern University
Moraine Valley Community College
National Louis University
North Carolina A&T State University
North Central College
Northern Illinois University
Northwestern University
Ohio University
OSF Saint Francis Medical Center
Purdue University--West Lafayette
Rockhurst University
Rosalind Franklin University of Medicine and
Science
Rush University
Saint Louis University
Saint Louis University School of Medicine
SIU School of Medicine
South College
Southeast Missouri State University
Southern Illinois University--Carbondale
St Francis College of Nursing
St. Mary's College of California
Texas Tech University
The Chicago School
The Pennsylvania State University--University
Park
University of Central Florida
University of Colorado--Boulder
University of Connecticut
University of Denver
University of Illinois College of Medicine at
Peoria
University of Illinois--Chicago
University of Illinois--Springfield
University of Illinois--Urbana-Champaign
University of Iowa
University of Kentucky
University of Michigan--Ann Arbor
University of Missouri--St. Louis
University of New England
University of North Carolina--Wilmington
University of North Dakota
University of Notre Dame
University of Pennsylvania
University of South Carolina
University of Southern Indiana
University of St. Augustine for Health Sciences
University of Tennessee
University of Texas--Austin
University of Washington
University of Western Ontario
University of Wisconsin--Madison
Wake Forest University School of Business
Washington University in St. Louis
Western Illinois University