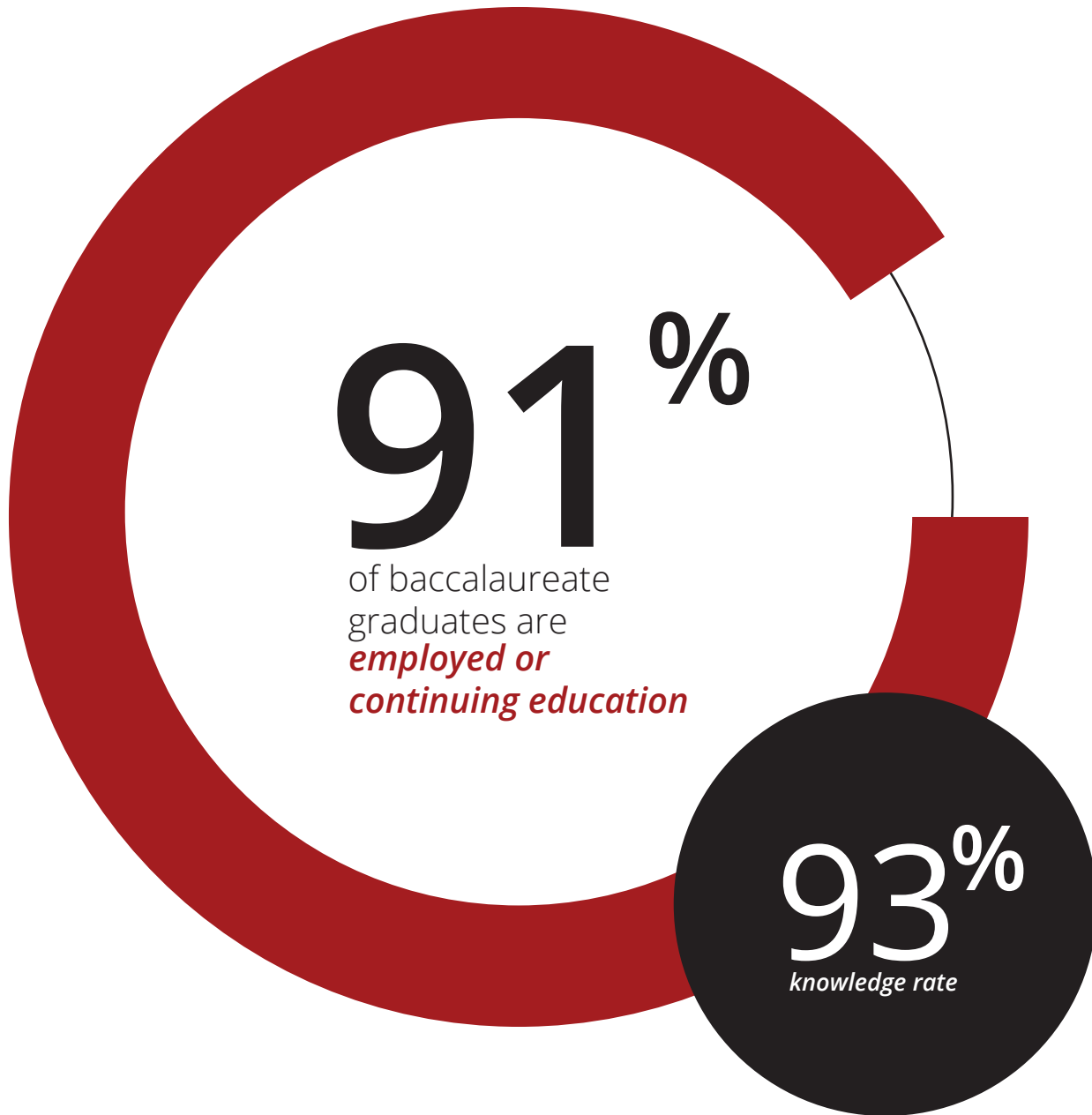


2020 - 2021 FIRST DESTINATION STUDY



BRADLEY University

Smith Career Center

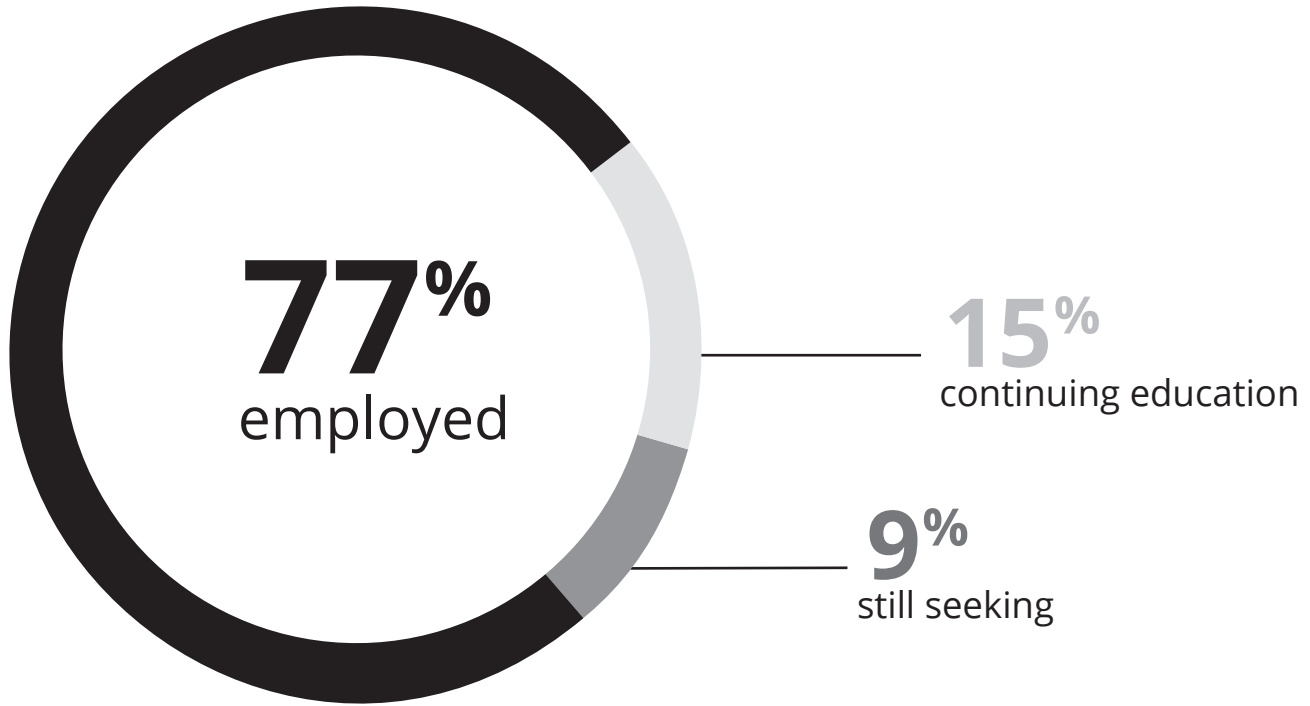
Springer Center for Internships

JEAN BERRY—Administrative Support
RACHEL COPELAND—Graduate Assistant
KIM DUNN—Associate Director
MUMTAHAN FIRDOUS—Associate Director
KEN HARDING—Director of Employer Testing
LISA HINTHORN—Administrative Support
DAVE KOKANDY—Assistant Director
M. McKEEVER—Career Peer Advisor

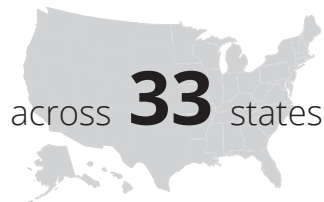
KRISTINA MONTELONGO—Assistant Director
SYDNEY MORR—Graphic Designer
SARAH PETERS—Administrative Support
DAVID SCHWARTZ—Associate Director,
Springer Center for Internships
RICK SMITH, Ph.D.—Senior Director of Employer Services
CARMEN UMBERGER—Assistant Director

JON C. NEIDY, Ph.D.—Executive Director, Assistant Vice President of Student Affairs

2020 - 2021 BACCALAUREATE GRADUATES FIRST DESTINATION STUDY EXECUTIVE SUMMARY



563 EMPLOYERS
hired our '20 - '21
baccalaureate graduates



2020 - 2021 MASTERS & DOCTORAL GRADUATES



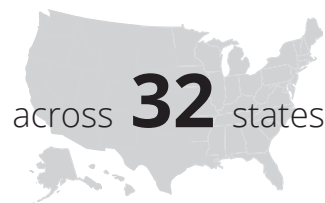
89% 3% 7%

Graduates with data. Due to rounding, the % Career Outcomes does not always equal 100%

\$40,000 - \$228,800
salary offers range
30%
salaries reported

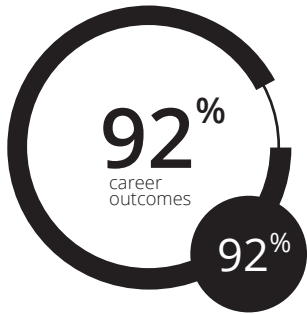
GRADUATE
SCHOOL

133 EMPLOYERS
hired our '20 - '21
masters & doctoral
graduates



○ Career Outcome Rate
● Knowledge Rate
■ Employed
■ Continuing Education
■ Still Seeking

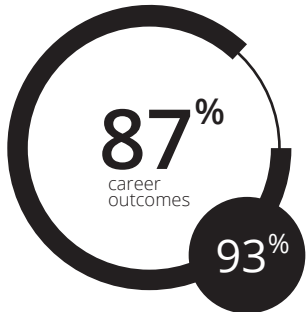
2020 - 2021 BACCALAUREATE GRADUATES



Foster College employment rate returned to the five-year average, with graduates reporting positive career outcomes in the 2020-2021 recruiting season. Graduates reported accepting employment offers to work at 120 different organizations. Seven undergraduate majors reached a career outcomes rate of 100%. Organizations employing 3 or more graduates were: Caterpillar Inc., RSM US LLP, Baker Tilly Virchow Krause, LLP, Enterprise Rent-A-Car, and CliftonLarsonAllen LLP.
- Dave Kokandy, Career Advisor

\$24,000 - \$74,000
salary offers range
28%
salaries reported

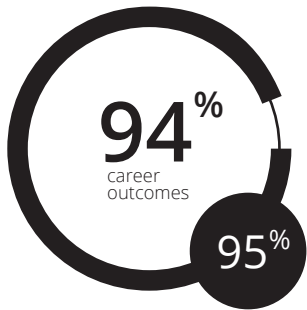
**FOSTER
COLLEGE
OF BUSINESS**



The 2020-2021 career outcomes rate of 87% for the Slane College of Communications & Fine Arts is up 16% from the previous year. Data was gathered from 93% of the undergraduate class, up 7% from last year, and collectively baccalaureate graduates are employed at 116 different organizations. Notable employers include: Deep Silver Volition LLC, CBS Television Stations, The Walt Disney Company, Epic Games, Milwaukee Power (NA3HL), and Simantel Group. Participation in Experiential Activities for Slane College graduates remains at 100%.
- Kim Dunn, Career Advisor

\$17,280 - \$75,000
salary offers range
34%
salaries reported

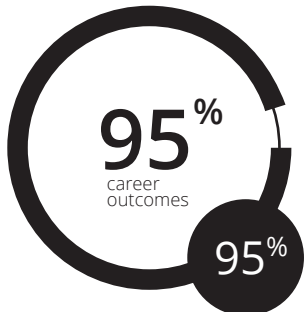
**SLANE
COLLEGE OF
COMMUNICATIONS
& FINE ARTS**



There were 252 students who graduated from the College of Education and Health Sciences. Data was gathered from 239 students who responded to our outreach (95% Knowledge Rate) and we learned 237 (94% Outcomes Rate) of them are currently pursuing what they had hoped to pursue either through employment or continuing their education. Graduates are employed at 122 different organizations. Top employers include: OSF St. Francis, UnityPoint Health, Northwestern Memorial Hospital, Athletico, Peoria Public Schools District 150, Naperville District 203 and Cook County School District 130. Of the 38 respondents who are continuing education, top schools include: Bradley University, Midwestern University, University of Illinois Chicago, and Northern Illinois University.
- Kristina Montelongo, Career Advisor

\$28,080 - \$81,120
salary offers range
40%
salaries reported

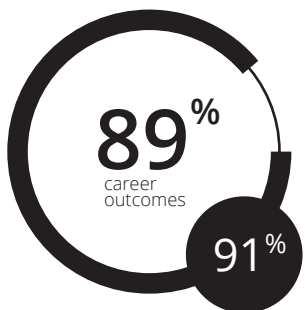
**COLLEGE OF
EDUCATION &
HEALTH SCIENCES**



Data from this year's graduates showed a sharp rebound from the previous report, although not as high as 2018-2019, it is similar to pre-pandemic years. Information was obtained from 95% of the undergraduate class (193 graduates, 183 responded); 90% (161) are employed and Graduate School was the destination of choice for 5% (9) of the class. These numbers exceed both the five and ten-year averages for the college; an encouraging sign during the pandemic. Engineering graduates are employed at 110 different organizations in 17 states and three (3) countries (Bolivia, China, and Kuwait). Notable employers include Caterpillar Inc. (12), Milwaukee Tool (7), four (4) each with Deere & Company and Strand Associates, Inc., three (3) each with ARI, Crawford, Murphy & Tilly, Inc., F.H. Paschen, and Rheo Engineering. Almost all students, 99%, utilized the services of the Smith CareerCenter.
- Rick Smith, Ph.D., Career Advisor

\$36,400 - \$90,000
salary offers range
72%
salaries reported

**CATERPILLAR
COLLEGE OF
ENGINEERING &
TECHNOLOGY**



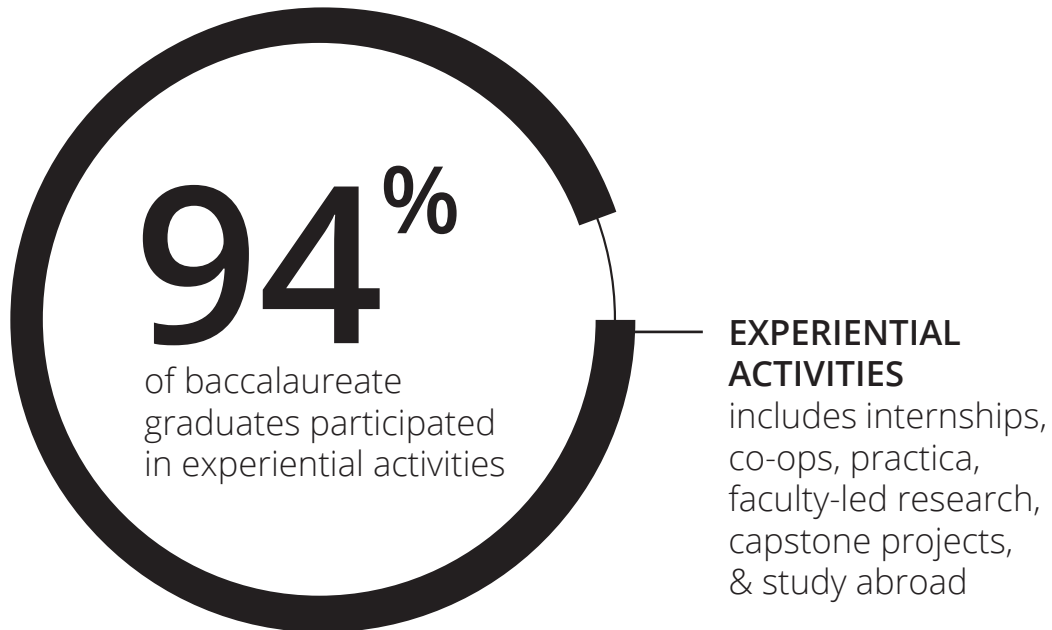
Of the 316 LAS graduates, 91% (288) responded to the survey which has increased by one percent from the 2020-2019 survey, though the overall LAS graduates increased by 66 from the 2019-2020 survey. Graduates continuing their education at twenty-five percent (25%, down 7%), while employment rates increased to sixty-four percent (64%, up 8%). Notable areas of study include Law-related (16), Medical-related (13), Social Work (11), Psychology-related (8), Higher Education (4), Nonprofit/Policy (3), Biological-related (3), Chemistry (2), and English (2). Students pursued opportunities in many locations, though the vast majority stayed in Illinois (154). Other notable locations include Missouri (14), Wisconsin (7), Indiana (7), California (6) Washington (4), Iowa (4); 19 other states are represented in the data at smaller concentration rates of students, along with one country for the first time since COVID began, the Netherlands.
- Carmen Umberger, Career Advisor

\$22,880 - \$100,000
salary offers range
30%
salaries reported

**COLLEGE OF
LIBERAL ARTS
& SCIENCES**

- Career Outcome Rate
- Knowledge Rate
- Employed
- Continuing Education
- Still Seeking

2020 - 2021 BACCALAUREATE GRADUATES EXPERIENTIAL ACTIVITIES SUMMARY



BY COLLEGE



**FOSTER
COLLEGE
OF BUSINESS**



**CATERPILLAR
COLLEGE OF
ENGINEERING &
TECHNOLOGY**



**SLANE
COLLEGE OF
COMMUNICATIONS
& FINE ARTS**



**COLLEGE OF
LIBERAL ARTS
& SCIENCES**



**COLLEGE OF
EDUCATION &
HEALTH SCIENCES**

TABLE OF CONTENTS

EXECUTIVE SUMMARY	2
BACCALAUREATE DEGREE CAREER OUTCOMES 2020-2021	3
BACCALAUREATE DEGREE CAREER OUTCOMES 2012-2021	4
BACCALAUREATE AVERAGE OUTCOMES RATES BY COLLEGE	4
BACCALAUREATE CAREER OUTCOMES BY MAJOR	5
Business	5
Communications & Fine Arts	6
Education & Health Sciences.....	7
Engineering & Technology.....	8
Liberal Arts & Sciences	9
GRADUATE PROGRAMS CAREER OUTCOMES 2020-2021	11
GRADUATE PROGRAMS CAREER OUTCOMES 2012-2021	11
GRADUATE SCHOOL CAREER OUTCOMES BY MAJOR 2020-2021.....	12
SALARY OFFERS 2020-2021.....	14
Business	14
Communications & Fine Arts	15
Education & Health Sciences.....	16
Engineering & Technology.....	17
Liberal Arts & Sciences	18
Graduate Programs.....	20
EMPLOYMENT HIGHLIGHTS OF BACCALAUREATE GRADUATES.....	22
TOP EMPLOYERS OF 2020-2021	23
Baccalaureate Degree Recipients.....	23
Graduate Degree Recipients	23
TOP EMPLOYERS BY COLLEGE and GRADUATE SCHOOL	24
EMPLOYERS OF ALL BACCALAUREATE AND GRADUATE SCHOOL GRADUATES.....	26
REGISTERED INTERNSHIPS OF BACCALAUREATE GRADUATES.....	30
EMPLOYERS OF BACCALAUREATE GRADUATE REGISTERED INTERNS.....	30
REGISTERED INTERNSHIPS TOP EMPLOYERS BY COLLEGE.....	32
EMPLOYERS RECRUITING VIRTUALLY & ON CAMPUS 2020-2021	33
COLLEGES AND UNIVERSITIES OF ALL GRADUATES CONTINUING EDUCATION	40

EXECUTIVE SUMMARY

Scope and Methodology

This report includes data about the August 2020, December 2020, and May 2021 Bradley University baccalaureate and graduate degree recipients. The study utilizes data from 93% of all baccalaureate degree recipients and 50% of all advanced degree recipients. Data was collected from students via surveys at graduation (May 2020 outdoor graduation), online surveys, telephone and email solicitations, alumni records, social media research, and input from faculty, staff, and employers. Data collection began in August 2020 and concluded in December 2021.

Career Outcomes and Knowledge Rate

The Bradley University career outcomes rate for the 2020-2021 baccalaureate graduating class is 91% which is notably higher than the previous year (85%) and aligns with the five (91%) and ten (92%) year averages. The majority of this class graduated in May 2021, during the COVID-19 Pandemic. The COVID-19 Pandemic continues to influence outcomes and averages.

The career outcomes rate is calculated by dividing the number of students who are employed or continuing their education by the total number of students about whom we have information. We successfully contacted, surveyed, and/or researched 1,084 of our baccalaureate graduates which resulted in an 93% knowledge rate. The term “knowledge rate” defines the percentage of graduates for whom we have reasonable and verifiable information concerning the graduates’ post-graduation career activities. Our knowledge rate is considerably higher than the national recommended minimum knowledge rate of 65%.

Experiential Activities and Registered Internships

The Bradley University experiential activities rate for the 2020-2021 baccalaureate graduating class is 94%. This was calculated by tracking students' participation in opportunities such as: internships, co-ops, practica, faculty-led research, capstone projects and study abroad. Of the 1,164 graduates, 19% (215) had a *registered* internship or practicum. Baccalaureate graduates conducted *registered* internships with 189 different employers.

Employers

Baccalaureate degree graduates were employed with 563 different employers in 33 states and 7 countries. The diversity found within this group is a benefit for our students.

Smith Career Center

95% of baccalaureate graduates used the services of the Smith Career Center while attending Bradley University. In 2020-2021 we provided 54 workshops for ALL students and 95 presentations to classes or groups. 2,496 students utilized the services of the Smith Career Center. Smith Career Center staff provided 4,299 one-on-one appointments. We remained a top source of job leads for accepted positions when students utilized resources such as internships, job fairs, and Bradley netWORK.

Standards and Protocols

The terminology, standards, and protocols of the National Association of Colleges and Employers (NACE) are utilized throughout this study. NACE is the preeminent national organization focused on the employment of the college educated.

BACCALAUREATE DEGREE CAREER OUTCOMES 2020-2021

College	Graduates	# With Data	Knowledge Rate	Employed	Continuing Education	With Career Outcomes
Foster College of Business	195	180	92%	87%	6%	92%
Slane College of Communications & Fine Arts	208	193	93%	72%	15%	87%
College of Education & Health Sciences	252	240	95%	77%	16%	94%
Caterpillar College of Engineering & Technology	193	183	95%	90%	5%	95%
College of Liberal Arts & Sciences	316	288	91%	64%	25%	89%
ALL Baccalaureate Degrees	1164	1084	93%	77%	15%	91%

Graduates = total number of graduates in the college

With Data = the number of graduates about whom we have data

Knowledge Rate = the percentage of the graduates about whom we have career outcomes information

Employed = employed, military service, service organization, artistic pursuits, performing arts auditions, fellowship, or own venture

Continuing Education = enrolled in graduate programs, professional school, specialized training programs, teacher certification, or second Bachelor's degree

Career Outcomes = the sum of % Employed and % Continuing Education

(Due to rounding, the % Career Outcomes does not always equal the sum of % Employed and % Continuing Education)

BACCALAUREATE DEGREE CAREER OUTCOMES 2012-2021

College	2011-12	2012-13	2013-14	2014-15	2015-16	2016-17	2017-18	2018-19	2019-20	2020-21
Foster College of Business	96%	95%	92%	92%	94%	92%	95%	96%	84%	92%
Slane College of Communications & Fine Arts	88%	88%	92%	90%	92%	84%	85%	92%	71%	87%
College of Education & Health Sciences	97%	90%	98%	95%	93%	93%	96%	95%	97%	94%
Caterpillar College of Engineering & Technology	98%	96%	95%	93%	93%	96%	97%	96%	84%	95%
College of Liberal Arts & Sciences	95%	91%	88%	88%	91%	92%	92%	93%	88%	89%
ALL Baccalaureate Degrees	95%	92%	93%	92%	93%	92%	93%	94%	85%	91%

The Bradley University career outcomes rate for the 2020-2021 baccalaureate graduating class is 91% which is notably higher than the previous year (85%) and aligns with the five (91%) and ten (92%) year averages. The majority of this class graduated in May 2021, during the COVID-19 Pandemic. The COVID-19 Pandemic continues to influence outcomes and averages.

BACCALAUREATE AVERAGE OUTCOMES RATES BY COLLEGE

College	Five Year Average 2017-2021	Ten Year Average 2012-2021
Foster College of Business	92%	93%
Slane College of Communications & Fine Arts	84%	87%
College of Education & Health Sciences	95%	95%
Caterpillar College of Engineering & Technology	94%	94%
College of Liberal Arts & Sciences	91%	91%
ALL Baccalaureate Degrees	91%	92%

BACCALAUREATE CAREER OUTCOMES BY MAJOR

Foster College of Business	Graduates	# With Data	Knowledge Rate	Employed	Continuing Education	With Career Outcomes
Accounting	19	16	84%	88%	6%	94%
Accounting 3/2	27	26	96%	92%	4%	96%
Actuarial Science - Business	6	5	83%	100%	0%	100%
Business-Economics	7	7	100%	57%	14%	71%
Entrepreneurship	6	5	83%	80%	20%	100%
Finance	17	15	88%	100%	0%	100%
International Business	14	12	86%	83%	17%	100%
Management and Leadership	27	27	100%	74%	15%	89%
Management and Leadership Business Law	2	2	100%	50%	0%	50%
Management and Leadership Human Resource Management	11	8	73%	75%	0%	75%
Management Information Systems	4	4	100%	75%	0%	75%
Management Information Systems Business Analytics	4	4	100%	100%	0%	100%
Management Information Systems Cybersecurity	5	4	80%	100%	0%	100%
Marketing	23	23	100%	96%	0%	96%
Marketing Global Supply Chain Management	8	7	88%	83%	0%	83%
Marketing Professional Selling	2	2	100%	100%	0%	100%
Marketing Social Media Marketing	13	13	100%	92%	0%	92%
Total	195					

BACCALAUREATE CAREER OUTCOMES BY MAJOR

Slane College of Communications & Fine Arts	Graduates	# With Data	Knowledge Rate	Employed	Continuing Education	With Career Outcomes
Art Education K-12	1	1	100%	100%	0%	100%
BFA in Studio Art Painting	1	1	100%	0%	0%	0%
BFA in Studio Art Sculpture	1	1	100%	0%	0%	0%
Communication Advertising	7	7	100%	71%	0%	71%
Communication Advertising & Public Relations	15	14	93%	64%	29%	93%
Communication Journalism	9	8	89%	63%	25%	88%
Communication Organizational Communication	9	9	100%	78%	22%	100%
Communication Public Relations	7	6	86%	50%	50%	100%
Communication Sports Communication	29	29	100%	75%	18%	93%
Communication Television Arts	14	13	93%	83%	0%	83%
Interactive Media	3	2	67%	50%	0%	50%
Interactive Media Animation	17	16	94%	60%	7%	67%
Interactive Media Game Design	31	30	97%	76%	21%	97%
Music	3	2	67%	0%	50%	50%
Music & Entertainment Industry	13	11	85%	67%	11%	78%
Music Business	5	3	60%	67%	33%	100%
Music Composition	1	1	100%	100%	0%	100%
Music Education Instrumental	6	6	100%	100%	0%	100%
Music Education Vocal	3	3	100%	100%	0%	100%
Studio Art Drawing	2	2	100%	100%	0%	100%
Studio Art Graphic Design	13	12	92%	75%	8%	83%
Studio Art Photography	1	1	100%	0%	0%	0%
Theatre Arts	3	2	67%	100%	0%	100%
Theatre Arts Performance	6	6	100%	80%	0%	80%
Theatre Arts Production	2	2	100%	100%	0%	100%
User Experience Design	6	5	83%	80%	0%	80%
Total	208					

BACCALAUREATE CAREER OUTCOMES BY MAJOR

College of Education & Health Sciences	Graduates	# With Data	Knowledge Rate	Employed	Continuing Education	With Career Outcomes
Community Wellness	4	4	100%	50%	25%	75%
Early Childhood Education ESL Endorsement	13	11	85%	100%	0%	100%
Elementary Education ESL Endorsement	20	19	95%	100%	0%	100%
Family & Consumer Sciences	5	5	100%	60%	40%	100%
Family & Consumer Sciences Secondary Ed	1	0	0%	0%	0%	0%
FCS Dietetics	6	6	100%	33%	67%	100%
FCS Hospitality Leadership	5	5	100%	100%	0%	100%
FCS Hospitality Management	1	0	0%	0%	0%	0%
FCS Retail Merchandising	4	3	75%	100%	0%	100%
Health Science	53	50	94%	33%	62%	96%
Kinesiology and Health Science	1	1	100%	0%	100%	100%
Learning Behavior Specialist I ESL Endorsement	8	8	100%	88%	0%	88%
Middle School Education Mathematics	7	7	100%	71%	14%	86%
Middle School Education Science	4	3	75%	67%	33%	100%
Middle School Education Social Studies	1	1	100%	100%	0%	100%
Nursing	115	113	98%	92%	0%	92%
Public Health Education	4	4	100%	75%	0%	75%
Total	252					

BACCALAUREATE CAREER OUTCOMES BY MAJOR

Caterpillar College of Engineering & Technology	Graduates	# With Data	Knowledge Rate	Employed	Continuing Education	With Career Outcomes
Civil Engineering	33	25	76%	80%	4%	84%
Construction	19	19	100%	100%	0%	100%
Electrical Engineering	15	15	100%	86%	7%	93%
Electrical Engineering Computer Option	11	11	100%	100%	0%	100%
Industrial Engineering	17	17	100%	100%	0%	100%
Manufacturing Engineering	5	5	100%	100%	0%	100%
Manufacturing Engineering Lean Manufacturing	8	7	88%	100%	0%	100%
Manufacturing Engr Technology	6	6	100%	100%	0%	100%
Mechanical Engineering	65	65	100%	88%	8%	95%
Mechanical Engineering Bio-Medical Engineering	13	12	92%	75%	17%	92%
Mechanical Engineering Energy	1	1	100%	100%	0%	100%
Total	193					

BACCALAUREATE CAREER OUTCOMES BY MAJOR

College of Liberal Arts & Sciences	Graduates	# With Data	Knowledge Rate	Employed	Continuing Education	With Career Outcomes
Actuarial Science-Mathematics	2	2	100%	50%	0%	50%
Biochemistry	4	4	100%	67%	33%	100%
Biology	8	6	75%	60%	40%	100%
Biology Cell & Molecular Biology	1	1	100%	0%	0%	0%
Biomedical Science	8	7	88%	40%	60%	100%
Biomedical Science Pre-Med	16	14	88%	50%	33%	83%
Biomedical Science Research & Development	1	1	100%	0%	100%	100%
Biomedical Science Veterinary Science	2	2	100%	50%	50%	100%
BS/MS Biology 4/1	1	1	100%	0%	100%	100%
Chemistry	1	1	100%	100%	0%	100%
Chemistry ACS Certified	7	7	100%	57%	29%	86%
Chemistry High School Teacher Education	1	1	100%	100%	0%	100%
Chemistry Pre-Health Professions	9	9	100%	63%	38%	100%
Computer Information Systems	5	5	100%	80%	0%	80%
Computer Information Systems Computer Game Technology	3	3	100%	100%	0%	100%
Computer Information Systems Software, Web & Comp Security	2	2	100%	100%	0%	100%
Computer Science	15	15	100%	93%	0%	93%
Computer Science Computer Game Technology	8	8	100%	50%	0%	50%
Computer Science Data Science	5	5	100%	80%	0%	80%
Computer Science Software/ Web & Comp Security	4	4	100%	100%	0%	100%
Criminal Justice Studies	1	0	0%	0%	0%	0%
Criminology	21	17	81%	63%	25%	88%
English	7	6	86%	60%	20%	80%
English Creative Writing	10	10	100%	60%	20%	80%
English Education (9-12)	1	1	100%	100%	0%	100%
English Literary Studies	1	1	100%	100%	0%	100%

BACCALAUREATE CAREER OUTCOMES BY MAJOR

College of Liberal Arts & Sciences	Graduates	# With Data	Knowledge Rate	Employed	Continuing Education	With Career Outcomes
English Professional Writing	3	3	100%	67%	0%	67%
Environmental Science Biology	1	1	100%	100%	0%	100%
Hist/Social Studies Ed (9-12)	5	4	80%	100%	0%	100%
History	10	6	60%	40%	20%	60%
Interdisciplinary Major Prog	4	3	75%	100%	0%	100%
International Studies	6	5	83%	67%	33%	100%
Mathematics	3	3	100%	67%	33%	100%
Mathematics Education (9-12)	4	4	100%	100%	0%	100%
Medical Laboratory Science	6	6	100%	100%	0%	100%
Medical Laboratory Science General	1	1	100%	0%	0%	0%
Philosophy	2	2	100%	50%	50%	100%
Physics	2	1	50%	0%	0%	0%
Political Science	24	23	96%	41%	55%	95%
Psychology	61	53	87%	53%	37%	90%
Religious Studies	1	1	100%	100%	0%	100%
Social Work	27	27	100%	67%	33%	100%
Sociology	10	10	100%	78%	0%	78%
Statistics	1	1	100%	100%	0%	100%
World Languages & Cultures Spanish	1	1	100%	100%	0%	100%
Total	316					

GRADUATE PROGRAMS CAREER OUTCOMES 2020-2021

	Graduates	# With Data	Knowledge Rate	Employed	Continuing Education	With Career Outcomes
Foster College of Business	68	63	93%	97%	2%	98%
Slane College of Communications & Fine Arts	1	1	100%	100%	0%	100%
College of Education & Health Sciences	272	101	37%	80%	6%	86%
Caterpillar College of Engineering & Technology	21	21	100%	100%	0%	100%
College of Liberal Arts & Sciences	18	17	94%	100%	0%	100%
Graduate School	380	203	53%	89%	3%	93%

GRADUATE PROGRAMS CAREER OUTCOMES 2012-2021

	2011-12	2012-13	2013-14	2014-15	2015-16	2016-17	2017-18	2018-19	2019-20	2020-21
ALL Graduate Degrees	99%	95%	99%	99%	95%	98%	98%	97%	97%	93%

Graduates = total number of graduates in the college

With Data = the number of graduates about whom we have data

Knowledge Rate = the percentage of the graduates about whom we have career outcomes information

Employed = employed, military service, service organization, artistic pursuits, performing arts auditions, fellowship, or own venture

Continuing Education = enrolled in graduate programs, professional school, specialized training programs, teacher certification, or second Bachelor's degree

Career Outcomes = the sum of % Employed and % Continuing Education

(Due to rounding, the % Career Outcomes does not always equal the sum of % Employed and % Continuing Education)

GRADUATE PROGRAMS CAREER OUTCOMES BY MAJOR 2020-2021

Graduate Programs	Graduates	# With Data	Knowledge Rate	Employed	Continuing Education	With Career Outcomes
Accounting 3/2	27	26	96%	92%	4%	96%
Biochemistry	1	1	100%	100%	0%	100%
Business Administration	32	28	88%	100%	0%	100%
Business Administration Executive Track	8	8	100%	100%	0%	100%
Business Administration Finance	1	1	100%	100%	0%	100%
Certificate - Family Nurse Practitioner	17	7	41%	71%	29%	100%
Chemistry	1	0	0%	0%	0%	0%
Civil Engineering	10	10	100%	100%	0%	100%
Computer Information Systems	1	1	100%	100%	0%	100%
Computer Information Systems Web Technologies & Systems	1	1	100%	100%	0%	100%
Computer Science	1	1	100%	100%	0%	100%
Computer Science Emerging Topics in CS	1	1	100%	100%	0%	100%
Computer Science Intelligent Systems/Databases	8	8	100%	100%	0%	100%
Computer Science Software Engineering	1	1	100%	100%	0%	100%
Counseling Clinical Mental Health	44	22	50%	91%	0%	91%
Counseling Professional School	15	7	47%	86%	0%	86%
Curriculum & Instruction	1	0	0%	0%	0%	0%
Doctor of Nursing Practice Family Nurse Practitioner	35	6	17%	60%	0%	60%
Doctor of Nursing Practice Leadership	9	5	56%	100%	0%	100%
Doctor of Physical Therapy	23	22	96%	82%	0%	82%
Electrical Engineering	2	2	100%	100%	0%	100%
English	3	3	100%	100%	0%	100%
Leadership in Ed Admin	2	0	0%	0%	0%	0%
Manufacturing Engineering	4	4	100%	100%	0%	100%
Mechanical Engineering	5	5	100%	100%	0%	100%
MFA in Studio Art Painting	1	1	100%	100%	0%	100%

GRADUATE PROGRAMS CAREER OUTCOMES BY MAJOR 2020-2021

Graduate Programs	Graduates	# With Data	Knowledge Rate	Employed	Continuing Education	With Career Outcomes
MS Nursing Administration	1	1	100%	100%	0%	100%
MSN Family Nurse Practitioner	104	15	14%	47%	27%	73%
Nonprofit Leadership	9	6	67%	83%	0%	83%
Nutrition and Wellness	11	10	91%	100%	0%	100%
Principal Licensure Educational Administration	1	0	0%	0%	0%	0%
Total	380					

SALARY OFFERS 2020-2021

Foster College of Business	# Employed	# Reporting Salary	% Reporting Salary	Low	High	Bradley Average	National Average
Accounting	14	0	0%	N/A	N/A	N/A	\$54,809
Accounting 3/2	24	13	54%	\$50,000	\$65,000	\$57,469	\$56,791
Actuarial Science - Business	5	4	80%	\$24,000	\$69,000	\$55,625	\$63,233
Business-Economics	4	1	25%	N/A	N/A	N/A	\$57,250
Entrepreneurship	4	0	0%	N/A	N/A	N/A	\$50,104
Finance	15	2	13%	N/A	N/A	N/A	\$59,627
International Business	10	2	20%	N/A	N/A	N/A	\$52,360
Management and Leadership	20	5	25%	\$35,000	\$60,000	\$51,000	\$54,392
Management and Leadership Business Law	1	0	0%	N/A	N/A	N/A	N/A
Management and Leadership Human Resource Management	6	1	17%	N/A	N/A	N/A	\$47,860
Management Information Systems	3	3	100%	\$47,000	\$48,000	\$47,667	\$62,429
Management Information Systems Business Analytics	4	3	75%	\$55,000	\$74,000	\$67,000	\$68,925
Management Information Systems Cybersecurity	4	0	0%	N/A	N/A	N/A	N/A
Marketing	22	3	14%	\$36,500	\$64,368	\$49,383	\$48,610
Marketing Global Supply Chain Management	5	3	60%	\$44,000	\$60,000	\$49,667	N/A
Marketing Professional Selling	2	0	0%	N/A	N/A	N/A	\$51,222
Marketing Social Media Marketing	12	3	25%	\$47,840	\$52,500	\$50,113	\$43,882
College	155	43	28%	\$24,000	\$74,000	\$55,281	N/A

The National Average (Mean) is from the *National Association of College and Employers Salary Survey*, Summer 2021 that compiles final starting salaries for the class of 2020. Majors with only one or two reported salaries are not shown but included in college average.

SALARY OFFERS 2020-2021

Slane College of Communications & Fine Arts	# Employed	# Reporting Salary	% Reporting Salary	Low	High	Bradley Average	National Average
Art Education K-12	1	1	100%	N/A	N/A	N/A	\$40,887
Communication Advertising	5	2	40%	N/A	N/A	N/A	\$43,303
Communication Advertising & Public Relations	9	3	33%	\$31,200	\$55,000	\$45,400	\$43,303
Communication Journalism	5	1	20%	N/A	N/A	N/A	\$38,348
Communication Organizational Communication	7	2	29%	N/A	N/A	N/A	\$44,100
Communication Public Relations	3	0	0%	N/A	N/A	N/A	\$43,303
Communication Sports Communication	21	6	29%	\$27,040	\$54,080	\$38,167	\$43,303
Communication Television Arts	10	5	50%	\$27,000	\$31,200	\$29,464	\$43,882
Interactive Media	1	1	100%	N/A	N/A	N/A	N/A
Interactive Media Animation	9	7	78%	\$29,000	\$74,000	\$41,497	N/A
Interactive Media Game Design	22	6	27%	\$27,040	\$75,000	\$45,347	N/A
Music & Entertainment Industry	6	1	17%	N/A	N/A	N/A	\$46,054
Music Business	2	0	0%	N/A	N/A	N/A	\$37,175
Music Composition	1	1	100%	N/A	N/A	N/A	N/A
Music Education Instrumental	6	4	67%	\$37,650	\$44,858	\$40,596	\$40,887
Music Education Vocal	3	2	67%	N/A	N/A	N/A	\$40,887
Studio Art Drawing	2	1	50%	N/A	N/A	N/A	\$37,461
Studio Art Graphic Design	9	1	11%	N/A	N/A	N/A	\$54,120
Theatre Arts	2	0	0%	N/A	N/A	N/A	\$49,034
Theatre Arts Performance	4	1	25%	N/A	N/A	N/A	\$49,034
Theatre Arts Production	2	1	50%	N/A	N/A	N/A	\$49,034
User Experience Design	4	0	0%	N/A	N/A	N/A	N/A
College	134	46	34%	\$17,280	\$75,000	\$39,008	N/A

The National Average (Mean) is from the *National Association of College and Employers Salary Survey*, Summer 2021 that compiles final starting salaries for the class of 2020. Majors with only one or two reported salaries are not shown but included in college average.

SALARY OFFERS 2020-2021

College of Education & Health Sciences	# Employed	# Reporting Salary	% Reporting Salary	Low	High	Bradley Average	National Average
Community Wellness	2	0	0%	N/A	N/A	N/A	N/A
Early Childhood Education ESL Endorsement	11	1	9%	N/A	N/A	N/A	\$39,217
Elementary Education ESL Endorsement	19	5	26%	\$32,191	\$44,852	\$39,208	\$39,217
Family & Consumer Sciences	3	0	0%	N/A	N/A	N/A	N/A
FCS Dietetics	2	0	0%	N/A	N/A	N/A	\$37,441
FCS Hospitality Leadership	5	2	40%	N/A	N/A	N/A	\$39,884
FCS Retail Merchandising	3	2	67%	N/A	N/A	N/A	\$35,624
Health Science	15	5	33%	\$28,080	\$39,000	\$32,136	N/A
Learning Behavior Specialist I ESL Endorsement	7	5	71%	\$39,900	\$46,000	\$42,522	\$41,772
Middle School Education Mathematics	5	2	40%	N/A	N/A	N/A	\$40,887
Middle School Education Science	2	0	0%	N/A	N/A	N/A	\$40,887
Middle School Education Social Studies	1	0	0%	N/A	N/A	N/A	\$40,887
Nursing	100	50	50%	\$33,280	\$81,120	\$59,930	\$58,626
Public Health Education	3	0	0%	N/A	N/A	N/A	N/A
College	178	72	40%	\$28,080	\$81,120	\$53,174	N/A

The National Average (Mean) is from the *National Association of College and Employers Salary Survey*, Summer 2021 that compiles final starting salaries for the class of 2020. Majors with only one or two reported salaries are not shown but included in college average.

SALARY OFFERS 2020-2021

Caterpillar College of Engineering & Technology	# Employed	# Reporting Salary	% Reporting Salary	Low	High	Bradley Average	National Average
Civil Engineering	20	17	85%	\$42,500	\$73,200	\$62,395	\$62,249
Construction	19	13	68%	\$45,760	\$87,464	\$64,633	\$62,613
Electrical Engineering	12	12	100%	\$60,000	\$84,500	\$69,755	\$80,819
Electrical Engineering Computer Option	9	7	78%	\$41,600	\$90,000	\$67,708	\$97,972
Industrial Engineering	60	49	82%	\$47,465	\$83,791	\$66,123	\$69,945
Manufacturing Engineering	5	2	40%	N/A	N/A	N/A	\$65,410
Manufacturing Engineering Lean Manufacturing	7	5	71%	\$60,000	\$75,000	\$65,880	N/A
Manufacturing Engr Technology	6	3	50%	\$47,500	\$55,000	\$51,500	\$60,949
Mechanical Engineering	57	38	67%	\$47,840	\$83,000	\$65,531	\$69,278
Mechanical Engineering Bio-Medical Engineering	9	8	89%	\$36,400	\$80,000	\$60,050	\$64,383
Mechanical Engineering Energy	1	1	100%	N/A	N/A	N/A	\$73,559
College	161	116	72%	\$36,400	\$90,000	\$64,338	N/A

The National Average (Mean) is from the *National Association of College and Employers Salary Survey*, Summer 2021 that compiles final starting salaries for the class of 2020. Majors with only one or two reported salaries are not shown but included in college average.

SALARY OFFERS 2020-2021

College of Liberal Arts & Sciences	# Employed	# Reporting Salary	% Reporting Salary	Low	High	Bradley Average	National Average
Actuarial Science-Mathematics	1	1	100%	N/A	N/A	N/A	\$63,233
Biochemistry	2	0	0%	N/A	N/A	N/A	\$42,057
Biology	3	1	33%	N/A	N/A	N/A	\$37,182
Biomedical Science	2	0	0%	N/A	N/A	N/A	\$35,652
Biomedical Science Pre-Med	6	0	0%	N/A	N/A	N/A	\$47,170
Biomedical Science Veterinary Science	1	0	0%	N/A	N/A	N/A	\$32,244
Chemistry	1	0	0%	N/A	N/A	N/A	\$44,981
Chemistry ACS Certified	4	1	25%	N/A	N/A	N/A	\$44,981
Chemistry High School Teacher Education	1	1	100%	N/A	N/A	N/A	\$40,887
Chemistry Pre-Health Professions	5	2	40%	N/A	N/A	N/A	\$47,170
Computer Information Systems	4	2	50%	N/A	N/A	N/A	\$69,066
Computer Information Systems Computer Game Technology	3	1	33%	N/A	N/A	N/A	N/A
Computer Information Systems Software, Web & Comp Security	2	1	50%	N/A	N/A	N/A	\$59,032
Computer Science	14	5	36%	\$35,360	\$100,000	\$65,472	\$85,766
Computer Science Computer Game Technology	4	2	50%	N/A	N/A	N/A	N/A
Computer Science Data Science	4	2	50%	N/A	N/A	N/A	\$68,925
Computer Science Software/ Web & Comp Security	4	2	50%	N/A	N/A	N/A	\$59,032
Criminology	10	2	20%	N/A	N/A	N/A	\$40,851
English	3	0	0%	N/A	N/A	N/A	\$38,597
English Creative Writing	6	0	0%	N/A	N/A	N/A	N/A
English Education (9-12)	1	1	100%	N/A	N/A	N/A	\$40,887
English Literary Studies	1	0	0%	N/A	N/A	N/A	\$40,502
English Professional Writing	2	0	0%	N/A	N/A	N/A	\$39,472
Environmental Science Biology	1	0	0%	N/A	N/A	N/A	N/A

The National Average (Mean) is from the *National Association of College and Employers Salary Survey*, Summer 2021 that compiles final starting salaries for the class of 2020. Majors with only one or two reported salaries are not shown but included in college average.

SALARY OFFERS 2020-2021

College of Liberal Arts & Sciences	# Employed	# Reporting Salary	% Reporting Salary	Low	High	Bradley Average	National Average
Hist/Social Studies Ed (9-12)	4	1	25%	N/A	N/A	N/A	\$40,887
History	2	0	0%	N/A	N/A	N/A	\$42,649
Interdisciplinary Major Prog	3	2	67%	N/A	N/A	N/A	\$43,759
International Studies	2	0	0%	N/A	N/A	N/A	\$44,635
Mathematics	2	1	50%	N/A	N/A	N/A	\$64,244
Mathematics Education (9-12)	4	2	50%	N/A	N/A	N/A	\$40,887
Medical Laboratory Science	6	2	33%	N/A	N/A	N/A	\$50,030
Philosophy	1	1	100%	N/A	N/A	N/A	\$47,546
Political Science	9	3	33%	\$31,200	\$39,520	\$34,240	\$45,935
Psychology	26	8	31%	\$22,880	\$52,000	\$38,337	\$37,006
Religious Studies	1	0	0%	N/A	N/A	N/A	\$39,243
Social Work	18	5	28%	\$35,000	\$40,000	\$36,662	\$35,622
Sociology	7	1	14%	N/A	N/A	N/A	\$40,611
Statistics	1	0	0%	N/A	N/A	N/A	\$75,916
World Languages & Cultures Spanish	1	1	100%	N/A	N/A	N/A	\$44,684
College	172	51	30%	\$22,880	\$100,000	\$47,436	N/A

The National Average (Mean) is from the *National Association of College and Employers Salary Survey*, Summer 2021 that compiles final starting salaries for the class of 2020. Majors with only one or two reported salaries are not shown but included in college average.

SALARY OFFERS 2020-2021

Graduate Programs	# Employed	# Reporting Salary	% Reporting Salary	Low	High	Bradley Average	National Average
Accounting 3/2	24	13	54%	\$50,000	\$65,000	\$57,469	\$56,791
Biochemistry	1	1	100%	N/A	N/A	N/A	\$53,067
Business Administration	27	7	26%	\$58,000	\$96,000	\$72,661	\$82,372
Business Administration Executive Track	8	2	25%	N/A	N/A	N/A	N/A
Business Administration Finance	1	0	0%	N/A	N/A	N/A	\$68,678
Certificate - Family Nurse Practitioner	5	2	40%	N/A	N/A	N/A	N/A
Civil Engineering	10	3	30%	\$40,020	\$85,000	\$62,473	\$68,415
Computer Information Systems	1	0	0%	N/A	N/A	N/A	\$86,695
Computer Information Systems Web Technologies & Systems	1	0	0%	N/A	N/A	N/A	N/A
Computer Science	1	0	0%	N/A	N/A	N/A	\$107,193
Computer Science Emerging Topics in CS	1	1	100%	N/A	N/A	N/A	N/A
Computer Science Intelligent Systems/Databases	8	1	13%	N/A	N/A	N/A	N/A
Computer Science Software Engineering	1	0	0%	N/A	N/A	N/A	\$96,923
Counseling Clinical Mental Health	20	4	20%	\$45,760	\$65,000	\$52,400	\$44,466
Counseling Professional School	6	1	17%	N/A	N/A	N/A	\$48,001
Doctor of Nursing Practice Family Nurse Practitioner	3	2	67%	N/A	N/A	N/A	\$102,615
Doctor of Nursing Practice Leadership	5	3	60%	\$40,000	\$228,800	\$110,267	\$102,615
Doctor of Physical Therapy	18	6	33%	\$49,000	\$71,968	\$64,228	\$70,730
Electrical Engineering	2	0	0%	N/A	N/A	N/A	\$99,769
English	3	0	0%	N/A	N/A	N/A	\$54,102
Manufacturing Engineering	4	2	50%	N/A	N/A	N/A	\$77,998
Mechanical Engineering	5	2	40%	N/A	N/A	N/A	\$82,459
MFA in Studio Art Painting	1	0	0%	N/A	N/A	N/A	\$51,058
MS Nursing Administration	1	0	0%	N/A	N/A	N/A	\$84,674

The National Average (Mean) is from the *National Association of College and Employers Salary Survey*, Summer 2021 that compiles final starting salaries for the class of 2020. Majors with only one or two reported salaries are not shown but included in college average.

SALARY OFFERS 2020-2021

Graduate Programs	# Employed	# Reporting Salary	% Reporting Salary	Low	High	Bradley Average	National Average
MSN Family Nurse Practitioner	7	2	29%	N/A	N/A	N/A	\$84,674
Nonprofit Leadership	5	1	20%	N/A	N/A	N/A	\$60,906
Nutrition and Wellness	10	0	0%	N/A	N/A	N/A	\$55,339
College	179	53	30%	\$40,000	\$228,800	\$72,689	N/A

The National Average (Mean) is from the *National Association of College and Employers Salary Survey*, Summer 2021 that compiles final starting salaries for the class of 2020. Majors with only one or two reported salaries are not shown but included in college average.

EMPLOYMENT HIGHLIGHTS OF BACCALAUREATE GRADUATES

- 77% (800) of all reported baccalaureate graduates are documented as employed.
- 67% (539) of those employed are employed in Illinois.
- 5% (38) of those employed are employed in Wisconsin.
- 4% (29) of those employed are employed in Missouri.
- 2% are employed in California (17), Indiana (16), Iowa (15), and Colorado (12).
- 263 graduates are employed in Chicago and the surrounding suburbs. This represents 33% of those reported as employed. Chicago and the surrounding suburbs are defined as all the cities in Cook, DuPage, Lake IL, Lake IN, and Will Counties.
- 217 graduates are employed in the Peoria area. This represents 27% of those reported as employed. The Peoria area is defined as all the cities in Marshall, Peoria, Stark, Tazewell, & Woodford Counties. Please note this represents a 1% increase in the Peoria area compared to 2019-2020.
- Baccalaureate graduates are employed with 563 different organizations.
- Baccalaureate graduates are employed in 33 different states or territories (see below).
- Baccalaureate graduates are employed in 7 countries outside the U.S. (see below).

States Where Graduates Are Employed

(states in which 5 or more graduates are employed are bolded)

Arizona (6)	Nevada (2)
Arkansas (1)	New Mexico (1)
California (17)	New York (4)
Colorado (12)	North Carolina (5)
Connecticut (1)	North Dakota (2)
District of Columbia (1)	Ohio (3)
Florida (11)	Pennsylvania (2)
Georgia (4)	Rhode Island (1)
Illinois (539)	South Carolina (1)
Indiana (16)	Tennessee (6)
Iowa (15)	Texas (9)
Kansas (3)	Utah (1)
Maryland (2)	Virginia (2)
Massachusetts (1)	Washington (4)
Michigan (6)	Wisconsin (38)
Minnesota (6)	Wyoming (1)
Missouri (29)	

Global Locations Where Graduates Are Employed

Bolivia (1)
China (1)
India (1)
Italy (1)
Kuwait (2)
Netherlands (1)
United Kingdom (1)

TOP EMPLOYERS OF 2020-2021*

Baccalaureate Degree Recipients

Advocate Christ Medical Center
Aerotek
Amdocs
AMITA Health
ARi
Athletico
Baker Tilly Virchow Krause, LLP
Caterpillar Inc.
Children's Home Association of Illinois
City Year
CliftonLarsonAllen LLP
Crawford, Murphy & Tilly, Inc.
Deep Silver Volition LLC
Deere & Company
Ecolab
Enterprise Rent-A-Car
Epic Systems Corporation
F.H. Paschen
HCA Healthcare TriStar Skyline
HNI | HON | Allsteel
Milwaukee Tool
NorthShore University HealthSystem
Northwestern Memorial Hospital
OSF HealthCare System
OSF Saint Francis Medical Center
PAL Health Technologies and Reditus
Laboratories
Peoria Public Schools District 150
Rheo Engineering
RSM US LLP
Rush University Medical Center
State Farm Insurance
Strand Associates, Inc.
The Center for Youth & Family Solutions
The Walt Disney Company
U.S. Army
UnityPoint Health
WMBD/WYZZ TV - Nexstar Broadcasting, Inc.

Graduate Degree Recipients

Baker Tilly Virchow Krause, LLP
Bradley University
Caterpillar Inc.
CliftonLarsonAllen LLP
OSF HealthCare System
RSM US LLP

*Includes organizations employing 3 or more
2020-2021 graduates.

TOP EMPLOYERS BY COLLEGE and GRADUATE SCHOOL

Foster College of **Business**

Baccalaureate graduates are employed at 120 different organizations.

Organizations employing 2 or more students:

- Baker Tilly Virchow Krause, LLP
- Caterpillar Inc.
- CGN Global
- CliftonLarsonAllen LLP
- Enterprise Rent-A-Car
- HNI | HON | Allsteel
- Liberty Mutual Insurance
- PricewaterhouseCoopers (PwC)
- RSM US LLP
- Sherwin-Williams Company
- State Farm Insurance
- U.S. Air Force

Slane College of **Communications & Fine Arts**

Baccalaureate graduates are employed at 116 different organizations.

Organizations employing 2 or more students:

- Bradley University
- Deep Silver Volition LLC
- Epic Systems Corporation
- Peoria Public Schools District 150
- WEEK-TV 25 News / Heart of Illinois ABC
- WMBD/WYZZ TV - Nexstar Broadcasting, Inc.

College of **Education & Health Sciences**

Baccalaureate graduates are employed at 122 different organizations.

Organizations employing 2 or more students:

- AdventHealth
- Advocate Aurora Health
- Advocate Christ Medical Center
- Alden-Hebron School District 19
- AMITA Health
- Athletico
- Cook County School District 130
- Edward Hospital
- HCA Healthcare TriStar Skyline
- Illini Bluffs CUSD 327
- Naperville District 203
- Northwestern Central DuPage Hospital
- Northwestern Medicine
- Northwestern Memorial Hospital
- OSF HealthCare System
- OSF Saint Francis Medical Center
- Peoria Public Schools District 150
- Rush University Medical Center
- UnityPoint Health

Caterpillar College of **Engineering & Technology**

Baccalaureate graduates are employed at 110 different organizations.

Organizations employing 2 or more students:

- Aerotek
- ARi
- BRP US, Inc. - Manne Division
- BTD Manufacturing
- Caterpillar Inc.
- Crawford, Murphy & Tilly, Inc.
- Deere & Company
- EASi
- Eaton Corporation
- F.H. Paschen
- Graycor
- Johnson Controls
- Jtec Industries, Inc.
- Keith Engineering Design, Inc.
- Manhard Consulting, Ltd.
- Milwaukee Tool
- Natural Fiber Welding
- POINTCORE Construction
- Rheo Engineering
- Strand Associates, Inc.
- Walsh Group (The) Ltd.

College of **Liberal Arts & Sciences**

Baccalaureate graduates are employed at 140 different organizations.

Organizations employing 2 or more students:

- Amdocs
- Center for Prevention of Abuse
- Children's Home + Aid
- Children's Home Association of Illinois
- City Year
- COUNTRY Financial
- EP!C | Empowering People Inspiring Capabilities
- Epic Systems Corporation
- NorthShore University HealthSystem
- OSF HealthCare System
- OSF Saint Francis Medical Center
- PAL Health Technologies and Reditus Laboratories
- PCCEO Early Head Start
- Peoria County Juvenile Detention Center
- Produce Pro Software
- Santa Ana Unified School District
- ScribeAmerica
- State Farm Insurance
- The Center for Youth & Family Solutions

TOP EMPLOYERS BY COLLEGE and GRADUATE SCHOOL

Graduate School

Graduate School graduates are employed at 132 different organizations.

Organizations employing 2 or more students:

- Accurate Group, Inc.
- Athletico
- Baker Tilly Virchow Krause, LLP
- Bradley University
- Caterpillar Inc.
- Center For Discovery
- CliftonLarsonAllen LLP
- DataEdge, Inc.
- OSF HealthCare System
- PricewaterhouseCoopers (PwC)
- Professional Therapy Services, Inc. | PTS
- RSM US LLP
- SSM Health
- TWG Construction Corp
- UnityPoint Health

EMPLOYERS OF ALL Baccalaureate and Graduate School Graduates

160 over 90	Baker Tilly Virchow Krause, LLP	Cintal Inc.
A Therapy Connection	Banner Desert Medical Center	City Year
A2S-Access to Success Foundation	Banner Health	Clarios
AArete	Baptist Health Floyd	Clark-Pleasant Middle School
AB Tasty	Barrington CUSD 220	CliftonLarsonAllen LLP
Abraham Lincoln Presidential Library & Museum	BDO USA, LLP	Cloudspace LLC
Accenture	Behavioral Perspective Inc.	ClubExpress
Accurate Group, Inc.	Best Buy	Clune Construction Company
AdCo Advertising Agency, Inc.	Bible Adventures	CMIC Inc
Advanced Technology Services (ATS)	Big Frog Custom T-Shirts & More of Shorewood	CNA Insurance
Advantage Communications	Billings Clinic Cancer Center	Coast Incorporated
AdventHealth	BLA, Inc.	Cognizant Technology Solutions
Advocate Aurora Health	Blick Art Materials	Collaborative Solutions, LLC
Advocate Children's Hospital	Bloomington Public Schools District 87	College Nannies + Sitters + Tutors
Advocate Christ Medical Center	Blue Bird Day	College of Lake County
Advocate Condell Hospital	Blue Ridge CUSD 18	Collins Aerospace
Advocate Good Samaritan Hospital	Boeing	Collinsville High School
Advocate Lutheran General Hospital	Bonaventure	Color
Advocate South Suburban Hospital	Bonaventure	Colorado Homes by Laura
Aerotek	Bootstrap Brands	Column Case Management
Alamance County Health Department	Boyer Fire Protection	Community Games
Alberici	Boys & Girls Club of Greater Milwaukee	Community Workshop & Training Center CWTC
Alden-Hebron School District 19	Bradley University	Conrady Junior High School
Allstate Insurance Company	Brinks Home Security	Consolidated Machine and Welding
Alpha Media LLC	Brook Park Elementary	Converse Marketing
Alsip Park District	Brooksource	Cook County Adult Probation
Altorfer Inc.	BRP US, Inc. - Manne Division	Cook County Circuit Court
Amada America	BTD Manufacturing	Cook County School District 130
Amazon Web Services	Buffalo Wild Wings, Inc.	Cooperative Response Center, Inc.
Amdocs	Bump Boxes	Corporate Business Cards
Ameren	Burns & McDonnell	COUNTRY Financial
American Association of Single Parents	C.H. Hanson Company	Country Roads Physical Therapy and Rehabilitation
Americaneagle.com	Cargill, Inc.	Coyote Logistics
AmeriCorps	Carle Foundation Hospital	Crawford, Murphy & Tilly, Inc.
AMITA Health	Caterpillar Inc.	Crown Holdings, Inc.
AML RightSource, a Gabriel Partners Company	CB Building Limited Partnership	CVS Health
AON Corporation	CBS Television Stations	Cybor Fire Protection
Apostolic Christian Home of Eureka	CBS4 WHBF-TV - Nexstar Broadcasting Inc.	D Construction, Inc.
Apostolic Christian LifePoints	CDW-G	D Spencer Engineering LLC
Appiphony	Center For Discovery	Danaher Corporation
Aptitive	Center for Enriched Living	DataEdge, Inc.
Arconic	Center for Prevention of Abuse	Davenport Community School District
Arena Esports	Central City Concern	DC-21 Leaders in the 21st Century - High School
ARi	Central High School	Deep Silver Volition LLC
Arizona Commerce Authority	Central Junior High School	Deere & Company
Arizona Youth and Family Services	Central Washington Hospitals & Clinics	Dell Inc.
Arrowhead Pharmaceutical	Certified Laboratories, Inc.	Deloitte
ASC Engineered Solutions	cGMP Consulting	Denver Health Medical Center
Ascend Indiana	CGN Global	Deublin Company
Ascension	Chicago Children's Choir	DeWitt County Highway Department
Aspirus Wausau Hospital	Chicago Public Schools	Dick's Sporting Goods
Athletico	Children's Home + Aid	Discovery Inc.
ATI Physical Therapy	Children's Home Association of Illinois	Discovery Middle School
Atkore International	Christ Medical Center	DISTek Integration, Inc.
Avansa IT Solutions LLC	Christie Clinic	DocuNav Solutions
Avionos	Christine Brown, MD: Dermatologist	Doheny's LLC
BAE Systems	Christopher Glass & Aluminum	
	Chula Vista Elementary School District	

EMPLOYERS OF ALL Baccalaureate and Graduate School Graduates

Doorways	Frontier Aerospace	Igenomix
Dr. Jones Elementary School	Fuzzy Logic Escape Rooms	iHeart Radio
DRiV Incorporated	Gage Hotel	IIT Research Institute (IITRI)
Duke University Health System	Gailey Eye Clinic	Illini Bluffs CUSD 327
Dunlap Community Unit School District 323	Galesburg CUSD #205	Illinois Bone & Joint Institute
DuPage Medical Group	Game Changing Designs	Illinois Central College
Dynamic Manufacturing Inc.	Game On Escape Rooms	Illinois Department of Children & Family Services (DCFS)
EASi	Gartner, Inc	Illinois Eye Center
Eaton Corporation	Gates Corporation	Illinois Mutual Life Insurance
Echo Global Logistics	Gateway Woods	Illinois State University
Ecolab	GE Healthcare	Illumix
Edward Hospital	Geek Squad	IM Master Academy
Edward Jones	General Atomic	Imagine Banking
Edward-Elmhurst Health	General Dynamics	IMEC Illinois Manufacturing Excellence Center
Elite Publishing & Design, Inc.	Generations Candle Company	IMEG Corp
Elk Grove High School	Girls Inc. of Chicago	Inspired Flight
Elkhart Community Schools	Givaudan	INTEGRIS Group
EMI Health	Go Ape	Intelica CRE
Emma Percefull Pitching	Gohagan, Thomas P. & Company	Intellectt Inc.
Empathy Claims	Golden Bear Physical Therapy	Intelligent Partnerships
Enercon Engineering, Inc.	Good Deeds LLC	Intellihot Inc.
Ensign Services	Goodwill Industries of Central Illinois, Inc.	Interact of Michigan
Enterprise Rent-A-Car	Grant Thornton, LLP	International Association for the Evaluation of Educational Achievement
EPIC Empowering People Inspiring Capabilities	Graycor	Intuit
Epic Games	Great Dane	Invstr
Epic Systems Corporation	Gross Mechanical Contractors, Inc.	iQTalent Partners, Inc.
Epsilon	Groupon.com	iSite Media
Equitable Advisors	GROWMARK Inc.	Jabil
Essendant, Inc.	GSG Consultants, Inc.	Jackson Hewitt Tax Service
ETS Technology Solutions	Guaranteed Rate	James Hart School
Eureka Infotech Inc	Gundersen Health System	JLL Jones Lang LaSalle IP, Inc.
Evanston Hospital	Gwinnett County Public Schools	Joe's Waterfront
Executive Construction Inc.	Halo Branded Solutions	John Muir Health
Exelon Generation	Hampshire Elementary	Johnson Controls
Eyeglass World	Hanley Flight & Zimmerman LLC	Jose Cruz Farms LLC
F.E. Moran Group of Companies	HCA Healthcare	Jtec Industries, Inc.
F.H. Paschen	HCA Healthcare TriStar Skyline	Kalamazoo Growlers
Falcon's Creative Group	HCL America	Kannapolis Cannon Ballers
Family Business Enterprises	HDR, Inc.	KATTARA Construction
Family Core	HealthStrategy, LLC	Keith Engineering Design, Inc.
Family Counseling Services	Heartland Coca-Cola Bottling Company LLC	Kerber, Eck & Braeckel KEB
Farnsworth Group	Helen Jydstrup Elementary	Keyence Corporation of America
Fast Enterprises, LLC.	Hennig Inc.	Kid's Work Chicago
FCL Builders Inc.	Heritage Lakewood Belmar Park	Kimley-Horn & Associates, Inc.
Federal Companies	Hertz Corporation (The)	KION North America
FedEx Ground	Hickory Farms	KiZAN Technologies
First School	Hinton Healthcare Group	Kurgan Compass
Fishman Public Relations	HNI HON Allsteel	Kusiak Construction, Inc
FlaktGroup SEMCO	Hoffman Properties LLC	Kuwait Ministry of Public Works
Fluor Corporation	Home Health Aid	LAC + USC Medical Center
Fluresh LLC	Hopedale Medical Complex	LaGrange Area Department of Special Education
FOCUS	Horace Mann Educators Corporation	Larkin Community Hospital
Forgen LLC	HSHS St. John's Hospital	LaSalle County Health Department
Fork + AleHouse	Hub Group	LaSalle Network
Fox Metro Water Reclamation District	Hutchison Engineering, Inc.	LEARN Behavioral
Franklin Energy	Hyundai Motor Finance	Left Coast Engineering
Franklin Monroe Administrative Services, LLC	ID TECH	
Fresenius Kabi USA, LLC	IDOT Illinois Department of Transportation	

EMPLOYERS OF ALL Baccalaureate and Graduate School Graduates

Lettuce Entertain You Enterprises	National Horseman Publishing	Peoria County Sherriff's Office
Liberty Mutual Insurance	National Louis University	Peoria Notre Dame High School
Limestone High School	National United Wrestling Association	Peoria PlayHouse Children's Museum
Logical Position	Natural Fiber Welding	Peoria Public Schools District 150
Loomis Agency	Naval Nuclear Laboratory (FMP)	“Peoria” TV Show
Lorhan Corporation, Inc.	Neapco	Physical Therapy Advantage
Lowe's	Neiman Marcus	Plante Moran
Loyola University Medical Center	NEST New York	Plexus Corp.
LPC Associate	Nestle PURINA PetCare Company	PLS Financial Services Inc.
Lumisource	Nexstar Media Group, Inc.	PNC Bank
MacNeal Hospital	Nifty Games	POINTCORE Construction
Manhard Consulting, Ltd.	North Chicago District 187	Pop-A-Shot Enterprise LLC
Mano a Mano Family Resource Center	North Lawndale College Prep	Positive Health Solutions
Marianist Province of the United States	Northrop Grumman Corporation	PPD Inc.
Marion Manufacturing	Northshore Hospital	Precision Planting
Matri Design LLC	NorthShore University HealthSystem	Prep Baseball Report
Matteson School District 162	Northwestern Central DuPage Hospital	PricewaterhouseCoopers (PwC)
Mayo Clinic	Northwestern Hospital	Produce Pro Software
McCain Foods USA	Northwestern Medicine	Professional Therapy Services, Inc. PTS
McCurlley Services	Northwestern Medicine Central DuPage Hospital	Project Controls Cubed
McDaniels Marketing	Northwestern Memorial Hospital	Publicis Groupe
McKinsey & Company	Norwood School District #63	Rainbow Resource Center
Medallus Urgent Care	Nova Engineering	Ranken Jordan Pediatric Bridge Hospital
Medline Industries, Inc.	NTL Productions	Razbit, Inc
Memorial Health System - Springfield, IL	Nussbaum Trucking, Inc.	RC Outfitters
Memorial Hospital in Springfield	Oak Grove School District 68	Recovery Centers of America
Memphis Jewish Home & Rehab	O'Brien Steel Service Co.	Remedy Medical Properties
Merck	Office Depot	Resolve Strategies, LLC
Mercy Health	Office of the Comptroller of the Currency (OCC)	Reynolds & Reynolds
Mercy Hospital Jefferson	OMEGA & Associates, Inc.	Rheo Engineering
Merheb Surgical Arts	Omron Automation and Safety	Risinger Brothers Transfer, Inc.
MHP, LLC	ONE Counseling & Wellness	Riverside Insights
Michael Baker International	OSF Children's Hospital of Illinois	Rivian
Michael-Cleary, LLC.	OSF HealthCare System	RLI Corporation
Microbrush International	OSF Saint Anthony Medical Center	Robert Bosch Tool Corporation
Midland CUSD 7	OSF Saint Francis Medical Center	Robert Crown School
Midway Partnership	OSF Saint Joseph Medical Center	Rock River Electric
Midwestern University	PAL Health Technologies and Reditus Laboratories	Rockwell Automation
Mille Lacs Band of Ojibwe	Pallacanestro Trapani Basketball	Rosecrance Health Network
Millikin University	Pangea Properties	Royal Care Skilled Nursing Facility
Milliman	Paper Dolls	RSM US LLP
Milwaukee Power (NA3HL)	Park Hill School District	RubinBrown, LLP
Milwaukee Tool	Parkview Health	Rush University Medical Center
Minooka Police Department	Parkview Orthopedics	Ryder System, Inc.
Missouri Baptist Medical Center	PAXXUS	Rypple Marketing Group
Missouri State Public Defenders	Paylocity Corporation	Saag Gallery
MK Industries	PBG Financial Services, Inc.	Safespeed LLC
Morgan Stanley	PCCEO	Saint Mark's Catholic School
Morrison Healthcare	PCCEO Early Head Start	Saint-Gobain
Morton Community Unit School District 709	Pearl Insurance	Salvation Army
Morton Industries, LLC	Pediatric Diabetes Resource Center	Sann IT Solutions
Motion Recruitment	Peiffer Wolf Carr Kane & Conway, LLP	Santa Ana Unified School District
Motorola Solutions	Pekin Insurance	Sarasota Memorial Hospital
Mowery & Schoenfeld	Peoria Area Convention & Visitors Bureau	SC2 - Supply Chain Services & Solutions
MSDE-OCC	Peoria Chiefs Baseball Club	Scaled Composites
MTA S.p.A.	Peoria County Health Department	Schaumburg Community Consolidated School District 54
MTJ Sports	Peoria County Juvenile Detention Center	Screen Graphics
Muir Omni Graphics		ScribeAmerica
My Shirt Boutique		Serfworks Studios
Naperville District 203		Sharon Healthcare Woods
National Event Publications		

EMPLOYERS OF ALL Baccalaureate and Graduate School Graduates

Shelter Insurance Companies	Tegus	Utah Pride Center
Shely Graphics	TEKsystems	UX is Fine!
Sherwin-Williams Company	TeleSpecialists	Vaco
SICORP Inc.	Tennessee Department of Corrections	Vactor Manufacturing
Siemens Corporation	The Center for Youth & Family Solutions	Valeo Financial
Silver Cross Hospital	The Federal Savings Bank	Variety Far Conservatory
Simantel Group	The Forge: Lemont Quarries	Vashon High School
Skokie School District 68	The Habitat Company	Vega Collegiate Academy
Sledgehammer Games	The Walt Disney Company	VentureWrite
SLIB: Senior Living Investment Brokerage	The Wise Family	Versa Press, Inc.
SMARTTECH and Associates, LP	Thornton School District 154	Vertex Accounting Partners, LLC
Snowstack LLC	Thrive Behavioral Health, LLC	Village MD
Soderstrom Skin Institute	Total Quality Logistics	VirtuSense Technologies
SoFi Stadium & Hollywood Park	Total Spectrum LLC	Vonachen Group
Solomo	Town of Cicero	Walker Elementary School
Sonnets Academy	Township High School District 214	Walmart, Inc.
Sound Physician Group	TreeHouse Foods	Walsh Group (The) Ltd.
South Elementary School	TriStar StoneCrest Medical Center	Walterscheid Powertrain Group
Springfield Clinic Physical Therapy	Triumph Engineering, LLC	Washington District 50 Schools
Springfield Electric Supply Company	Trump Direct	WCBU 89.9
Springfield Public School District 186	TTEC	Weaver Ridge Gold Club
Springville Center for the Arts	TWG Construction Corp	WEEK-TV 25 News / Heart of Illinois ABC
SSM Health	Twilis Studios	Weiler Engineering, Inc.
SSM Health Cardinal Glennon Children's Hospital	U.S. Air Force	Weitz & Luxenberg
St. Anthony's Memorial Hospital	U.S. Army	Western Early Autism Project
St. Colletta's of Illinois Foundation	U.S. Army Corps of Engineers	Westfield Middle School
St. James School	U.S. Bank	WGN-TV
St. Luke's Hospital	U.S. House of Representatives	Whirlpool Corporation
St. Philomena School	U.S. Navy	Whiting-Turner Contracting Company
Stanley Black & Decker	UCHealth	Whittier Elementary School
Star Guides Wilderness	UChicago Medicine	Whole Foods Market
Starlight Theatre	ULINE	Whole Life Solutions
State Farm Insurance	Ultra Beauty, Inc.	WICS - TV
Steeple Counseling	Ultimate Staffing Services	Widen, an Acquia company
Stellar Elementary	UNC Health Care	Williams Creek Management
Stenzel Clinical Services, Ltd.	Undercover Outdoors, Inc.	Winston Brands
Sterling High School	Underwriters Laboratories Inc.	Winston Knolls School
Sterling Pharma	Unirac	Winzeler Gear
Stonehaven Mortgage	United Contractors Midwest	Wireless Concepts
Strand Associates, Inc.	UnityPoint Health	WMBD/WYZZ TV - Nexstar Broadcasting, Inc.
Stryker Corporation	UnityPoint Health - Methodist Hospital	WONGDOODY
Surestaff LLC	UnityPoint Health - Trinity Rock Island Hospital	Xenia Living, LLC
Swoon	Universal Studios Hollywood	Yellow Trucking
Symbiont	University of Chicago Medical Center	Zapwater Communication
Symbria	University of Chicago Medicine	Zoom
Systems Unlimited	University of Illinois College of Medicine Peoria	
Target Corporation	University of Iowa Hospitals and Clinics	
Tata Consultancy Services	University of Michigan Hospital	
Tata Technologies	Ursuline Academy	
TCD Dearborn News	USA Vein Clinics, Vascular, Fibroid & Oncology Centers	
Techwizards		

REGISTERED INTERNSHIPS OF BACCALAUREATE GRADUATES

The Springer Center for Internships administers Bradley’s centralized Cooperative Education and Internship Program and tracks students’ participation in experiential activities, such as internships, co-ops, practica, faculty-led research, capstone projects, and study abroad.

In support of the Bradley University decision to require Experiential Learning for all students, the Smith Career Center and Springer Center for Internships are providing information on **registered** internships as opposed to both **registered** and **reported** internships as provided in the past.

Highlights include:

- 94% (1,094) of all baccalaureate graduates participated in an **experiential activity**.
- 19% (215) of all baccalaureate graduates had a **registered** internship or practicum.
- Baccalaureate graduates **registered** 329 internships with 189 different employers.

EMPLOYERS OF BACCALAUREATE GRADUATE REGISTERED INTERNS

3rd District County Defender's Office	Chicago Automobile Trade Association	Float
Accenture	Children's Home Association of Illinois	Fox Sports
Accidental Entertainment	Citizens for Bruce Rauner Inc.	Francesca's
AdCo Advertising Agency, Inc.	City of Rockford - Public Works	GG Leagues
Adult and Child Therapy Services	City of Winona	Glanbia Nutrition
Advanced Technology Services (ATS)	Clarios	Goal Productions
Advantage Communications	CliftonLarsonAllen LLP	Gone in 60 Escape Games
Ameren Corporation	Code Ninjas	Goodfield State Bank
American Society for Surgery of the Hand	Collins Aerospace	Gordon, Stockman, & Waugh, P.C.
Ann & Robert H. Lurie Children's Hospital of Chicago	Colony Brands, Inc. (The Swiss Colony, Inc.)	Greater Peoria Economic Development Council
Applied Systems, Inc.	Commonwealth Edison	Haibu Cares
ARi	Concord Records	Harmon, Inc.
Arthur J. Gallagher & Co.	Converse Marketing	Heart of Illinois Special Recreation Association
Artists ReEnvisioning Tomorrow (ART, Inc.)	CPG	High School Sports Network
Audio Design Desk	Cummins Allison Corp.	HSPN Sports
Barnes-Jewish Hospital	Deep Cut Music	I Do Events
Best Bride	Publishing/Grassfed Music	iD Tech Camps
Bethel United Methodist Church	Deep Silver Volition LLC	Illinois Guardianship and Advocacy Commission
Blattner Energy, Inc.	Demanes Animal Hospital	International Medical Group
BorgWarner Inc.	Easterseals Central Illinois	Jay Goldberg Events & Entertainment
Bradley University	Easterseals Timber Pointe Outdoor Center	Jeff Morrow
Breezy Entertainment	Eat and Evolve LLC	Jump Trading Simulation and Education Center
Burns Entertainment & Sports Marketing	Elgin Sweeper	Kellen Company
Cassidy & Mueller P.C.	ELITE Youth Outreach	KMS Financial Services
Caterpillar College of Engineering Practicum Program	EXACT Sports	Kohler Company
Caterpillar Inc.	Exemplar Financial Network	Komatsu America Corp.
Center for Prevention of Abuse	F84 Games	Kuhbacher Ranch
CGN Global	Ferguson Advertising	Lake County Democratic Independent Women
Change Lab	Festival 56	Late Night with Conan O'Brien
	Figures of Sport Podcast	
	First School	
	Flex LTD	
	Flipmeastack, Inc.	

Law Offices of Gayle Weinberg, P.C.	Peoria County Juvenile Detention Center	The Locker Room
Little Oaks Child Care	Peoria Music Live	The National Student Leadership Conference
Lochmueller Group	Peoria Mustangs Ice Hockey Team/BU Hockey	The Raymond Corporation
LotLinx, Inc.	Peoria PlayHouse Children's Museum	The White House Internship Program
Maui Jim, Inc.	Peoria Riverfront Museum	Today's Growth Consultant (Income Store)
McDonald's	Peoria Rivermen Hockey Club	Tremont CUSD 702
McKeon/Myones Entertainment	Peoria Symphony Orchestra	U.S. Army Corps of Engineers
Meltdown Games	Pointcore Construction	U.S. Congressman Darin LaHood
Merchant Street Music Fest	Porter Athletic	UnityPoint Health
Million Yen Studios	Position Music	UnityPoint Health - Proctor
Mirror Image Studios	PowerMoveMarketing	University of Illinois College of Medicine Peoria
Monarch Music Hall	Prairie State Legal Services, Inc.	UTC Aerospace Systems
MOXIE Nashville	Premier Fabrication, LLC	Valencia & Torres Law
Neumayer Equipment Company	PricewaterhouseCoopers (PwC)	Valley View School District
New Lenox Police Department	Produce Pro Software	VF Corporation
Next Door Self Storage	Professional Therapy Services, Inc. PTS	Village of Orland Park
NSF-REU Program at Florida State University	Randstad	W.D. Boyce Council, Boy Scouts of America
Omron Automation and Safety	Red Music	Waddell & Reed, Inc.
OSF HealthCare System	Renewal by Anderson	Waltz Bros., Inc.
OSF Saint Francis Medical Center	RLI Corporation	Watershed Foods
Overdressed Chicago	Ronald L Henderson, CPA	WAYPOINT
Pacific Ethanol	Roserock Films	WCBU 89.9
Pacific Well, LLC	Santa Ana Unified School District	WEEK-TV 25 News / Heart of Illinois ABC
PAL Health Technologies and Reditus Laboratories	Sapper Consulting	Westervelt, Johnson, Nicoll & Keller, LLC
Parathon Systems	ScribeAmerica	WOODTV8
Peoria Academy	Shaffner/Stewart Production Design	World Affairs Councils of America
Peoria Area Chamber of Commerce	SportsHosts	WPNV 106.3FM Radio
Peoria Area Convention & Visitors Bureau	State Farm Insurance	WSP
Peoria Area World Affairs Council	State Senator Chuck Weaver	Xtremsounds
Peoria Art Guild	TadaNow	YourMembership.com
Peoria Civic Center	Tanners Orchard	Zoodiker
Peoria County Courthouse	The Antioch Group, Inc.	
Peoria County Highway Department	The Body Project	
	The Center for Youth & Family Solutions	
	The Chicago Dogs	

REGISTERED INTERNSHIPS TOP EMPLOYERS BY COLLEGE

Foster College of Business

Baccalaureate graduates interned at 47 different employers.

Employers with 2 or more registered interns:

- AdCo Advertising Agency, Inc.
- Bradley University
- Caterpillar Inc.
- Clarios
- CliftonLarsonAllen LLP
- Converse Marketing
- Goodfield State Bank
- Greater Peoria Economic Development Council.

Slane College of Communications & Fine Arts

Baccalaureate graduates interned at 71 different employers.

Employers with 2 or more registered interns:

- Bradley University
- Change Lab
- F84 Games
- Fox Sports
- GG Leagues
- Greater Peoria Economic Development Council
- HSPN Sports
- Peoria Area Convention & Visitors Bureau
- Peoria Mustangs Ice Hockey Team/BU Hockey
- Peoria Riverfront Museum
- Peoria Rivermen Hockey Club
- Roserock Films
- W.D. Boyce Council, Boy Scouts of America
- WCBU 89.9
- WEEK-TV 25 News / Heart of Illinois ABC

College of Education & Health Sciences

Baccalaureate graduates interned at 20 different employers.

Employers with 2 or more registered interns:

- Bradley University
- Easterseals Central Illinois
- Peoria PlayHouse Children's Museum
- Professional Therapy Services, Inc. | PTS
- The Body Project
- UnityPoint Health

Caterpillar College of Engineering & Technology

Baccalaureate graduates interned at 27 different employers.

Employers with 2 or more registered interns:

- Ameren Corporation
- BorgWarner Inc.
- Bradley University
- Collins Aerospace
- Kohler Company
- Porter Athletic
- UTC Aerospace Systems

Liberal Arts & Sciences

Baccalaureate graduates interned at 52 different employers.

Employers with 2 or more registered interns:

- Bradley University
- Cassidy & Mueller P.C.
- Code Ninjas
- Demanes Animal Hospital
- Greater Peoria Economic Development Council
- Lake County Democratic Independent Women
- Next Door Self Storage
- OSF HealthCare System
- Peoria Area World Affairs Council
- Peoria County Courthouse
- Peoria County Juvenile Detention Center
- ScribeAmerica
- State Farm Insurance
- The Center for Youth & Family Solutions
- W.D. Boyce Council, Boy Scouts of America
- Westervelt, Johnson, Nicoll & Keller, LLC

EMPLOYERS RECRUITING VIRTUALLY & ON CAMPUS 2020-2021

Activity	Number of Employers
AJF = After Job Fair Interview - Since the Smith Career Center offered virtual job fairs via the Handshake system, After Job Fair Interviews (AJF) were not offered	0
CE = Career Event (Virtual Only)	91
FJF = Fall Job & Internship Fair (Virtual Only)	114
HPF = Health Professions Career Fair (Virtual Only)	29
IP = Industry Panel (Virtual Only)	0
IS = Information Session (Virtual Only)	15
OCI = On Campus Interviews (Virtual Only)	6
OH = Office Hours (Virtual Only)	0
PF = Part-Time Employment Expo (Virtual Only)	21
SJF = Spring Job & Internship Fair (Virtual Only)	91
Total Unduplicated	228

The following list includes employers who recruited virtually and participated in events.

Employer	Activity
360 Yield Center	FJF
Aditi Consulting	FJF
Advanced Technology Services	SJF
AECOM	FJF
Aldridge Electric	FJF
All American Exterior Solutions	SJF
Ameren	IS
Anchor Harvey Components, LLC	CE
Apostolic Christian Skylines Home Care	PF
Aptitive	CE, FJF
ARi	SJF
Athletico Physical Therapy	CE, HPF
Atkore International	FJF
Auto-Owners Insurance	CE, FJF, SJF
Avanti's Ristorante, LLC	PF
Baker Tilly Virchow Krause, LLP	FJF, OCI
BJC HealthCare	HPF
BKD, LLP	CE
BLA, Inc.	SJF
Black & Veatch	CE
Blattner Energy	FJF, SJF
Bradley University - America Reads	PF
Bradley University - Athletics Department	PF
Bradley University - Turner Center for Entrepreneurship	PF

AJF = After Job Fair Interview • CE = Career Event • FJF = Fall Job Fair • HPF = Health Professions Fair • IP = Industry Panel
IS = Information Session • OCI = On Campus Interview • OH = Office Hours • PF = Part-Time Employment Expo • SJF = Spring Job Fair

EMPLOYERS RECRUITING VIRTUALLY & ON CAMPUS 2020-2021

Employer	Activity
Camp of Champions USA (COCUSA)	FJF, PF
Carle Foundation Hospital	CE
Carle Health	HPF
Carus LLC	FJF
Caterpillar Inc.	CE, FJF, OCI, PF, SJF
CBS4 WHBF-TV - Nexstar Broadcasting Inc.	CE
CDW	CE
CEFCU	CE, FJF, SJF
Central School District 51	CE
Chick-fil-A East Peoria	PF
Chick-fil-A Peoria	PF
Children's Home + Aid	SJF
Children's Home Association of Illinois	FJF, SJF
Christopher Glass & Aluminum, Inc.	SJF
City of Peoria	FJF, SJF
City Year	CE, FJF, SJF
Cleveland Cliffs, Inc.	FJF
CliftonLarsonAllen LLP	FJF
Clune Construction Company	FJF
College Nannies + Sitters + Tutors	PF
Collins Aerospace	FJF
Comfort Keepers	HPF, PF
Country Financial	FJF, SJF
Crane Payment Innovations	FJF
D.R. Horton Homes	CE
David Vaughan Investments, LLC	FJF
DaVita Kidney Care	CE, HPF
Dayton Freight	SJF
Des Moines Public Schools	CE
DXC Technology	FJF
Eaton Corporation	CE
Echo Global Logistics	FJF, SJF
Eli Lilly and Company	FJF
Elmwood CUSD 322	CE
EN Engineering	FJF
Enterprise Rent-A-Car	CE, FJF, SJF
EPIC	FJF, SJF
Epic	SJF
Equitable Advisors	FJF, SJF
Eriksson Engineering Associates, Ltd.	FJF

AJF = After Job Fair Interview • CE = Career Event • FJF = Fall Job Fair • HPF = Health Professions Fair • IP = Industry Panel
 IS = Information Session • OCI = On Campus Interview • OH = Office Hours • PF = Part-Time Employment Expo • SJF = Spring Job Fair

EMPLOYERS RECRUITING VIRTUALLY & ON CAMPUS 2020-2021

Employer	Activity
Executive Construction Inc.	FJF, SJF
F.E. Moran Group of Companies	SJF
F.H. Paschen	FJF, SJF
FamilyCore	SJF
Farnsworth Group, Inc.	FJF
Fastenal Company	CE
Fehr Graham Engineering & Environmental	SJF
FHN	HPF
Fidelity On Call, LTD	HPF
Focus	FJF
Fox Rehab	HPF
Fresenius Kidney Care	IS, HPF
Gallagher Asphalt Corporation	SJF
General Kinematics Corporation	SJF
George Allen Construction Co.	CE, FJF
Gilbane Building Company	FJF
Girl Scouts of Central Illinois	SJF
Glass Solutions, Inc.	SJF
Goodwill of Central Illinois	CE, PF
Gorenz and Associates, Ltd.	FJF, SJF
Granite	FJF
Graycor Inc.	FJF, SJF
Greater Des Moines Partnership	CE, FJF, SJF
Greenwood Project	SJF
Gumm Information Session	IS
H.W. Lochner, Inc.	CE
Habitat for Humanity Greater Peoria Area	SJF
Hampton, Lenzini and Renwick, Inc.	FJF
Hanson Professional Services Inc.	FJF
Heartland Health Services	HPF
Henkels & McCoy Group, Inc.	FJF
Heritage Operations Group, LLC	HPF, PF
HGS	FJF, SJF
HNI HON Allsteel	CE, FJF, SPF
Holy Family Parish School	CE
Hospital Sisters Health System	HPF
Human Rights Authority	CE
Hy-Vee	CE
IHC Construction Companies, LLC	FJF
Illinois Construction & Environmental Consulting	FJF, OCI

AJF = After Job Fair Interview • CE = Career Event • FJF = Fall Job Fair • HPF = Health Professions Fair • IP = Industry Panel
 IS = Information Session • OCI = On Campus Interview • OH = Office Hours • PF = Part-Time Employment Expo • SJF = Spring Job Fair

EMPLOYERS RECRUITING VIRTUALLY & ON CAMPUS 2020-2021

Employer	Activity
Illinois Department of Children and Family Services	FJF, HPF, SJF
Illinois Department of Corrections	CE, FJF, SJF
Illinois Department of Human Services	HPF
Illinois Department of Natural Resources / Office of Water Resources	FJF, SJF
Illinois Department of Revenue	FJF
Illinois Department of Transportation	FJF
Illinois Mutual	FJF
Illinois Student Assistance Commission	FJF, IS, SJF
Illinois Tollway	CE
IMEG Corp.	CE, FJF, SJF
Infrastructure Engineering, Inc.	FJF
Ingersoll Rand	FJF, SJF
Interim HealthCare of Downstate Illinois	HPF
Ivy Rehab	CE, HPF
Jewel-Osco	FJF, SJF
JK Williams Distilling, LLC	SJF
Jtec Industries, Inc.	SJF
K.R. Miller Contractors, Inc.	SJF
KEB	FJF
K-Five Construction	FJF
Kindred Healthcare	HPF
Komatsu	CE
Kumon of Peoria, IL	PF
L&T Technology Services	FJF
LaSalle Network	CE
Lawrence Hall	FJF
Leopardo Companies	SJF
Lettuce Entertain You Restaurants	CE
Levi, Ray, and Shoup, Inc	CE
Lochmueller Group	FJF, SJF
Lutheran Social Services	CE
Madison Police Department	FJF
Manhard Consulting, Ltd.	FJF
Marine Corps Officer Programs - Illinois	FJF
Martin Hood	FJF
Maurer-Stutz, Inc	FJF, SJF
Mayo Clinic	HPF
McCarthy Building Companies, Inc.	FJF, SJF
Memorial Health System	CE, HPF, IS
Michuda Construction Inc.	FJF, SJF

AJF = After Job Fair Interview • CE = Career Event • FJF = Fall Job Fair • HPF = Health Professions Fair • IP = Industry Panel
 IS = Information Session • OCI = On Campus Interview • OH = Office Hours • PF = Part-Time Employment Expo • SJF = Spring Job Fair

EMPLOYERS RECRUITING VIRTUALLY & ON CAMPUS 2020-2021

Employer	Activity
Midwest Communications, Inc.	FJF, PF, SJF
Midwest Engineering Associates, Inc.	SJF
Midwestern Securities Trading Company, LLC	FJF
Milliman	SJF, IS
Milwaukee Tool	CE, FJF, SJF
Missouri Department of Transportation	FJF, SJF
Modern Process Equipment Corporation	CE
Modern Woodmen of America	SJF
Mowery & Schoenfeld	FJF
MSA Professional Services	SJF
Natural Fiber Welding	CE, FJF
New Hudson Facades, LLC	FJF, SJF
Nexus-Onarga Family Healing	FJF
Northwestern Medicine	HPF
Northwestern Mutual	CE, FJF, SJF
Nucor	FJF, SJF
Office of the Comptroller of the Currency	FJF
Office of U.S. Senator Tammy Duckworth	FJF, SJF
OSF HealthCare	CE, FJF, HPF, PF, SJF
O'Shea Builders	FJF, SJF
Parker Hannifin Corporation	FJF, SJF
PCB INSULATORS, INC	SJF
Peace Corps	FJF, SJF
Pekin Insurance	CE
Peoria Area Chamber of Commerce	CE
Peoria Public Schools	CE, FJF
Petersen Health Care	HPF
Pinnacle Actuarial Resources, Inc.	FJF
POINTCORE Construction	FJF, SJF
Porte Brown LLC	CE, FJF
Power Construction Company, LLC	FJF
Precision Planting	FJF
Produce Pro Software	CE, FJF, SJF
Professional Therapy Services, Inc	HPF
Radio Flyer	FJF
Rheo Engineering	FJF
River City Construction, L.L.C.	FJF
RLI Corp.	FJF, SJF
RSM US LLP	CE, FJF, SJF
RubinBrown LLP	FJF

AJF = After Job Fair Interview • CE = Career Event • FJF = Fall Job Fair • HPF = Health Professions Fair • IP = Industry Panel
 IS = Information Session • OCI = On Campus Interview • OH = Office Hours • PF = Part-Time Employment Expo • SJF = Spring Job Fair

EMPLOYERS RECRUITING VIRTUALLY & ON CAMPUS 2020-2021

Employer	Activity
Sallie Mae Bank	CE
Samaritan Ministries International	PF
ScribeAmerica	PF
Semler Industries, Inc.	SJF
Shambaugh & Son	FJF
Sherwin-Williams Company	FJF, PF, SJF
Shive-Hattery	SJF
SIH	HPF
Sikich LLP	FJF, SJF
Sloan	SJF
SME	SJF
State Farm	CE
Strand Associates, Inc.	OCI
SURUS	PF
SWD Inc	SJF
Target	SJF
Team Rehabilitation Services LLC	HPF
TEKsystems	CE
The Center for Youth and Family Solutions	FJF, SJF
The Hill Group	FJF
Thomas Engineering Group, LLC	FJF, SJF
Timber Pointe Outdoor Center (of Easterseals Central Illinois)	SJF
Topel Forman	CE, FJF, SJF
TranSystems, Corp.	CE, FJF
TreeHouse Foods	FJF
Tri-State Nursing	HPF
TW Chicago	SJF
U.S. Dept. of Agriculture NCAUR	CE
U.S. Navy Recruiting, St. Louis	FJF
Uline	CE
UNITED INSULATED STRUCTURES CORP.	FJF, SJF
UnityPoint Health	CE, HPF
University of Illinois Springfield	SJF
US Army Recruiting Center Peoria Illinois	SJF
Vector Marketing	PF
Vestolit (formerly Mexichem Specialty Resins, Inc.)	CE, FJF
Vitalant/The Institute for Transfusion Medicine	HPF
W.D. Boyce Council - Boy Scouts of America	FJF
Wells and Wells Construction	FJF
WestPoint Financial Group	FJF

AJF = After Job Fair Interview • CE = Career Event • FJF = Fall Job Fair • HPF = Health Professions Fair • IP = Industry Panel
 IS = Information Session • OCI = On Campus Interview • OH = Office Hours • PF = Part-Time Employment Expo • SJF = Spring Job Fair

EMPLOYERS RECRUITING VIRTUALLY & ON CAMPUS 2020-2021

Employer	Activity
Wexford Health Sources, Inc.	HPF
Wight & Company	FJF, SJF
Zentech Bloomington, IL	SJF
Zones, Inc.	CE

AJF = After Job Fair Interview • CE = Career Event • FJF = Fall Job Fair • HPF = Health Professions Fair • IP = Industry Panel
IS = Information Session • OCI = On Campus Interview • OH = Office Hours • PF = Part-Time Employment Expo • SJF = Spring Job Fair

COLLEGES AND UNIVERSITIES OF ALL GRADUATES CONTINUING EDUCATION

American University
Arizona State University
Aurora University
Avila University
Benedictine University
Boston University
Bradley University
California State University--Northridge
Campbell University Norman Adrian Wiggins
School of Law
Carnegie Mellon University
Carroll University
Chicago School of Professional Psychology
Columbia University
Concordia University Wisconsin
DePaul University
Des Moines University
Dominican University
Eastern Illinois University
Erikson Institute
Florida State University
George Mason University
Governors State University
Grambling State University
Grand Valley State University
Illinois State University
Indiana State University
Indiana University Robert H. McKinney School
of Law
Indiana University--Bloomington
Iowa State University
Kansas State University
Lewis University
Logan University
Methodist College of Nursing
Midwestern University
New England School of Law
Northern Illinois University
Northwestern University
Ohio State University--Columbus
Roosevelt University
Rosalind Franklin University of Medicine and
Science
Saint Louis University
Savannah College of Art and Design
Southern Illinois University--Carbondale
Southern Illinois University--Edwardsville
St. Ambrose University
Stony Brook University--SUNY
Texas A&M University--College Station
Touro University Nevada
Towson University
University of Illinois Chicago School of Law
University of Illinois College of Medicine at
Peoria
University of Illinois School of Medicine at
Rockford
University of Illinois--Chicago
University of Illinois--Urbana-Champaign
University of Kentucky
University of Maryland--College Park
University of Mississippi
University of Missouri--Columbia
University of Missouri--Kansas City
University of Missouri--St. Louis
University of Nebraska--Lincoln
University of North Carolina--Chapel Hill
University of Southern California
University of Southern Maine
University of Utah
University of Washington
University of Wyoming
Villanova University
Walden University
Washington University in St. Louis
Western Illinois University